

Edge of the Sahara Trek

Trip Code: WST

Version: WST Edge of Sahara Trek



WALK & TREK



GUIDED GROUP



MODERATE



HIGHLIGHTS

- Walk through the greatest desert on earth and sleep under Saharan skies
- Wander through magical Marrakech and camp amongst magnificent dunes
- Witness beautiful sunsets after hiking through dramatic wadis and acacia trees
- Stay at a traditional Berber camp and experience breath-taking scenery
- Easily combined with Mount Toubkal in Winter, Jebel Sirwa or Jebel Sahro

AT A GLANCE

- 4 days trekking
- Join at Marrakech

ACCOMMODATIONS & MEALS

- All meals included
- 2 nights Fixed Camp
- 3 nights Camping
- 2 nights Hotel

VIEW DATES, PRICES & BOOK YOUR HOLIDAY HERE

Introduction

The magnificent Sahara with its Lawrence of Arabia desert beauty, offers an unforgettable Moroccan region which is perfect for a very unique trekking holiday. Home to snaking wadis, dramatic plateaus, tamarisk bushes, acacia trees, hidden villages and beautiful sweeping dunes, the Sahara Desert offers that rare off the beaten track adventure. After experiencing a traditional Berber camp you'll follow remote walking trails taking you deep into the heart of the desert. Here you'll be immersed in a rich variety of colourful landscapes from dramatic wadis to magnificent dunes complete with sweeping crests. At night you'll sleep under star-filled Saharan skies, whilst each morning you'll wake to a rich red Saharan sunrise. From the Draa River up to the great dunes of Zahar, this is a very special trekking holiday through an enchanting landscape. The holiday finishes in Marrakech, Morocco's most magical city.

A Genuine Small Group Experience - The Secret of Our Success in morocco

We are proud to say that this holiday in Morocco is limited to a maximum group size of 12, ensuring we leave only our footprints on the trails whilst enjoying a genuine small group adventure. We've been taking our clients walking, trekking and mountaineering for over thirty years which means we know the ingredients of a good guide and successful group holiday. Those who are new to desert trekking will take particular comfort in the presence of our experienced Moroccan guides, who we believe are the best in the business. Our Edge of the Sahara Trek remains a best selling holiday due to our fantastic team.

View our full range of [adventure holidays in Morocco](#).

Is this holiday for you?

During this excellent trekking holiday, each day consists of walking for approximately 6 -7 hours over a variety of contrasting desert terrain which includes rugged trails and soft desert sand. We are joined with a trek team for the fully-supported wild camping nights in the desert, which is a real highlight of the holiday. All our camping and personal equipment is carried by the camels so it is only necessary to carry a small daypack with daily essentials. Daytime temperatures in the desert are pleasant therefore the walking should be comfortable.

Itinerary

Version: WST Edge of Sahara Trek

DAY 1

Meet at the group hotel in Marrakech. Transfers from Marrakech Airport are provided.

Your holiday starts at the hotel in Marrakech. On arrival at Marrakech airport you will be met by a KE representative who will assist with the short transfer to the group hotel in the city. Depending on your flight arrival time, after settling in you may have the opportunity to do a little exploration. Marrakech is a friendly city and quite easy to get around and most people head for the central square of the Djemaa-el-Fna beneath the imposing tower of the Koutoubia Mosque. Our evening meal will be taken at the group hotel for ease.

Meals: **D**



Accommodation
Hotel

DAY 2

Transfer across the Atlas to Ouled Driss on the end of the Sahara.

This morning we depart Marrakech and travel across the High Atlas via the Tichka Pass (2260m), the highest road in Morocco. After crossing the mountains we descend to Ouarzazate where we enter the Draa Valley. This is the largest palm grove in the country and stretches for more than 100km along the banks of the River Draa. Next we pass Agdz, Zagora, and Tagounit to reach Ouled Driss on the edge of the Sahara desert. During the journey we are rewarded with ever-changing scenery and opportunities to stop and take photos. We'll arrive at our fixed camp in Ouled Driss late in the afternoon where we'll experience a traditional Berber camp with tents or 'Khaimas' which have been upgraded with certain western comforts such as hot showers. Tonight we'll enjoy dinner surrounded by the desert.

Meals: **B L D**








Accommodation
Fixed Camp

DAY 3

To the holy shrine of Sidi Naji through palm groves, traditional villages and dunes

Whilst we are enjoying breakfast the camels are loaded and we'll prepare for our desert adventure. We set off and travel in an eastwardly direction crossing palm groves to reach the edge of the sands. We'll be able to see the dramatic cliffs of the hamada of Draa to the south. Our camels will follow slowly and meander their way through the dunes towards El Ghizlane. We'll pass through a small, deserted village before reaching a flat plateau and our first golden dunes. Stopping for an early lunch at Rass Nkhel we enjoy the shade of a large tree and the stillness that surrounds us. This afternoon we walk for around two hours to reach the holy shrine of Sidi Naji. After making camp and settling in, we'll have dinner among the dunes and enjoy one of the magnificent sunsets.

Meals: **B L D**






	Accommodation Camping		Ascent 35M		Descent 70M		Time 7 - 8 hrs trekking		Distance 22KM
---	---------------------------------	---	----------------------	---	-----------------------	---	-----------------------------------	---	-------------------------

DAY 4

The meeting of the wadis and the magnificent dunes of Zahar.

After breakfast we hike along the left bank of the Draa surrounded by a desert landscape shaped by the wind. The Sahara Desert has its own special vocabulary to describe the different forms. 'Wadi' is a dry river valley, 'hamada' a wind-swept stony plain whilst 'reg' is plain of gravel. The classic desert of everyone's imagination is a vast sea of sand rippled with sand dunes and known as 'erg'. Today we'll encounter all these forms as we walk from our camp towards the distant dunes of Erg Ez-Zahar. After a morning of walking we'll be joined by our camels as we head to Malga Ouedane - the meeting of Wadis and stop for lunch. After a leisurely break we continue through a vast empty expanse to reach the magnificent dunes of Zahar. Here we make camp among these dunes and as we sip tea we can watch the incredible sunset. Finally we'll enjoy dinner before settling down for another night beneath the stars.

Meals: **B L D**

	Accommodation Camping		Ascent 40M		Descent 60M		Time 4 - 5 hrs trekking		Distance 16KM
---	---------------------------------	---	----------------------	---	-----------------------	---	-----------------------------------	---	-------------------------






DAY 5

Superb day through tamarisk and acacia trees to the charming dunes of Tilhatine.

This morning after breakfast as we head north and cross a wide bed of the Draa dotted with tamarisk and acacia trees. These incredible desert fauna seem to be able to find water and nourishment from the dry and stony desert floor. Acacia belongs to a species of plant that is mainly native to Africa and Australia. However they are not only desert dwellers and are at home in rainforests, woodlands, coastal dunes, alpine settings and deserts. Tamarisk trees can grow up to 18m in height and are at home in drier and desert areas. With slender branches and grey-green foliage, the trees tend to flower between

March and September, with pink and white flowers appearing on the end of spikes. We shall take lunch in the shade of a dense patch of tamarisk before continuing through the desert to reach the smaller dunes of Tilhatine. Tonight we camp near a well which gives the camels a well-earned drink and us the opportunity to enjoy a wash if we wish!

Meals: **B L D**

	Accommodation Camping		Ascent 80M		Descent 60M		Time 7 - 8 hrs trekking		Distance 20KM
---	---------------------------------	---	----------------------	---	-----------------------	---	-----------------------------------	---	-------------------------

DAY 6

Wadi trekking to the plateau of Iriki Lake before returning to the Berber camp.

We start today on the right bank of a wadi which has remained dry for the past 35 years since the construction of the El-Mansour-Eddhabi dam near Ouarzazate. Before the dam and during desert rainstorms, the waters would reach Iriki Lake which supported a rich ecology of fish and birds. Today dunes block the passage of any water and the former lake is now a dry plateau. After lunch at Ras Nkhile taken in the shade of the palm trees, we will cross a dry river bed to walk on a plateau dotted with small dunes to reach our fixed camp at Ouled Driss.

Meals: **B L D**


	Accommodation Fixed Camp		Ascent 80M		Descent 50M		Time 7 hrs trekking		Distance 23KM
---	------------------------------------	---	----------------------	---	-----------------------	---	-------------------------------	---	-------------------------

DAY 7

Explore Marrakech.

After an early breakfast we drive back across the Atlas to Marrakech arriving late afternoon. After checking in at the hotel the rest of the day will be free for you to explore the city. Most people head to the remarkable central square of the Djemaa-el-Fna which is the focus of activities for local people and tourists, however Marrakech has a lot more to discover. Wandering the labyrinth of souks is a great experience as around each corner there is a rich variety of local life and colourful goods to buy. The Bahia or Brilliance Palace is a lovely place to explore taking 14 years to build. A wealth of colourful ceilings and vast courtyard was once home to Bou Ahmed's 4 wives and 24 concubines. In the evening we'll meet up and head out for our final dinner in a local restaurant.

Meals: **B L D**

	Accommodation Hotel
---	-------------------------------

DAY 8**Departure day. Marrakech Airport transfers are provided.**

Your holiday ends after breakfast. After breakfast the day is free for you to explore Marrakech until your transfer to the airport. However the city is a great place to spend an extra day or two so if you wish to extend your stay in the group hotel or in a traditional riad then the KE office can help you arrange this. We also offer an extension on the coast if you'd like to see the pretty UNESCO town of Essaouira on the Atlantic Coast. An airport transfer to Marrakech Airport is provided for anyone departing today.

Meals: **B**

Extensions

When booking your holiday, you will be able to 'add an extension option'. Once we have received your booking we will contact you to discuss additional services required for the extension and to take any additional deposit.



Essaouira Riad and Atlantic Coast

Friendly Essaouira provides a beautiful base for this colourful Atlantic Coast extension which offers a fantastic start or end to our holidays in Morocco. Described as the prettiest town in the country, the UNESCO port and medina are a riot of colour and activity. To ensure a relaxing time in Essaouira we take care of private return transfers and riad accommodation for 3 nights at the comfortable Riad Maison du Sud, situated within the ramparts of the medina and just a few minutes walk from the sea. Redecorated in Moorish style, it has a snug sitting room and sunny roof terrace with views of the Mellah and the Atlantic Ocean. Essaouira has plenty of things to so and do so we leave your days free for you to enjoy at leisure. This extension starts and ends in Marrakech.

4 days from

✕9,223,372,036,854,776,000 per person

Holiday Information

What's Included

- A professional and qualified tour leader
- Marrakech Airport transfers (on Day 1 & 8 only)
- All land transport involved in the itinerary
- All accommodation as described
- All meals
- A full service on trek including food and all equipment (excluding personal equipment)

What's not Included

- Travel Insurance
- Tips for staff
- Miscellaneous expenses - drinks and souvenirs etc.

Joining Arrangements & Transfers

TRAVEL TO YOUR DESTINATION

If flying from the UK there are low cost airlines available to the start and from the end of your holiday.

To benefit from full financial protection, ease your holiday planning, and avoid dealing with airlines, we can book scheduled flights from the UK as part of a flight inclusive package. Scheduled flights are usually more expensive than low cost alternatives, however potentially less stressful if your flight is cancelled or delayed. If you book flights through KE Adventure Travel we will offset the carbon of your flight.

The group will meet at the hotel in Marrakech.

Airport transfers are provided for all clients on Day 1 and Day 8.

Hotel contact details and an emergency number will be provided with your booking confirmation.

Meal Plan

All meals are included in the holiday price from dinner on day 1 to breakfast on day 8.

Food & Water

It is not recommended to drink untreated water from the taps. You should take purification tablets or a filter bottle (such as a [Water-To-Go bottle](#)) to treat your water. We do not encourage the purchasing of single use plastic bottles.

All food whilst on trek is purchased locally and cooked for us by our excellent trek cooks. KE groups are always surprised at what the cook team conjure up! Breakfasts are continental style, with tea and coffee, muesli, bread, jam, honey and soft cheese.

A morning snack is also provided and this usually consists of a type of Moroccan 'trail mix' with dried figs and dates, peanuts, sugar coated peanuts and other nuts.

Lunch usually starts with the Berber speciality of mint tea, followed by a buffet of rice, pasta or couscous, with a freshly prepared salad - onion, tomatoes, green peppers, grated carrot, green-beans, with tinned sweetcorn or peas added. Hard and soft cheeses, tinned fish, olives, biscuits and bread are also on the lunchtime menu.

Dinner starts off with soup and bread. The main course is usually rice, pasta, couscous, spaghetti or chips, with a vegetable stew (or tagine) consisting of some of the following - onion, potato, carrot, green pepper, zucchini, turnip, parsnip, green beans, and peas. There will be some meat (usually chicken, lamb or beef), however meat is not prominent in the menu. All dishes come with traditional sauces which are rarely (spicy) hot. To round off dinner, there is the usual range of hot drinks.

Special Diets

Whilst we can cater for vegetarians, albeit sometimes with a more limited choice, we cannot always provide special diets. Due to the nature of some of the trips that we operate and the countries in which we operate them, it can be very hard (and sometimes impossible) to cater for a wide range of dietary choices and you may have to supplement your diet with food/snacks from home. If you have specific dietary requirements please do speak to our sales team and they will be able to advise you whether or not we will be able to offer your specific choice. Please note that we are unable to provide separate menus and cannot accept liability for any problems arising from special dietary requirements or intolerances.

Accommodation

During this trip the group will spend 2 nights at a tourist class hotel in Marrakech. While there are a range of high-end hotels in Marrakech, we try to strike the right balance of a comfortable and conveniently located base while maintaining a really good value holiday.

In Ouled Driss for 2 nights, we will be staying at a fixed Berber camp with four people per room. These are mixed female and male dormitories. The camp has showers and a sheltered comfortable seating area where we will enjoy dinner.

Whilst on trek in the Sahara desert there will be a total of 3 nights wild camping. This camping is fully supported with all baggage being carried by camels, as well as tents, a mess tent and a toilet tent. You will have a team of staff to look after you including a cook. A mattresses is provided, although some people like to bring their own thermarest as well. You will need a sleeping bag. Sleeping bags are available to hire, please contact the KE office to arrange this.

If you are travelling by yourself, you will be paired up with another single client of the same sex. Single hotel rooms and/or single tents are available for a supplementary cost for all nights except the 2 in Ouled Driss. If you are planning on extending your holiday additional nights at the group hotel or in a range of different hotels and Riad's in Marrakech are available on request.

Group Leader & Support Staff

The group will be led by a professional and qualified tour leader. The group will also have the support of a full trek crew including cook, baggage animals (camels) and their handlers.

Spending Money

Approximately £100 per person (or equivalent in US dollars or Euros) should be allowed for tips, soft drinks, snacks and miscellaneous expenses. Alcoholic drinks, souvenirs and optional activities are additional so you may wish to budget for these.

You cannot usually purchase Moroccan Dirhams outside the country. You can withdraw money in local currency from ATM's on arrival at the airport in arrivals or in Marrakech. You can choose to take your money in pounds sterling, dollars or euros, and you will be able to exchange it at the airport. Credit cards are useful and it is a good idea to carry one in case of emergency.

Guidance on Tipping

Tips are the accepted way of saying 'thank you' to your local guides and porters. They do not form part of their wages and any tips they receive are seen as a personal thank you from group members. For our part, we advise local teams that tips are not a duty or a prerequisite but are a bonus and entirely dependent on the service that was given.

This is your 'thank-you' to the crew and the final amount should be decided by the group. We estimate that approximately £45 per group member should provide an appropriate level of tips. However, for the leader, we leave the tipping amount totally at your own discretion.

Baggage Allowance

For this holiday you should take one piece of luggage, which should be a soft duffle bag, and a daypack. Your main baggage whilst trekking will be carried by pack animals and the packed weight of it should be no more than 15kg. It is possible to leave clothes or other items not required on trek at the hotel in Marrakech. You may wish to take a foldaway bag for this purpose.

For international flights please check your baggage allowance with your airline.

Group Size & Holiday Status

For each holiday there is a minimum number of participants required to enable it to go ahead. Once the minimum number is reached, the trip status will change from 'Available' to 'Guaranteed to run'. You can check the trip status for each departure in 'Dates and Prices' table. Other than in exceptional circumstances, we will not cancel a trip once it has achieved this guaranteed to run status and so you are free to proceed with your international flight booking and other travel arrangements.

General Information

Passport & Visas

The information that we provide is for UK passport holders. A passport with 6 months remaining validity at the end of your stay is generally required, and you should have at least 2 blank pages for each country that you visit.

It is your responsibility to ensure that you have the correct travel documents and visas for your holiday. Please ensure that you check for the latest advice before travel. For the most up to date information on entry requirements, please visit the [UK Government website](#).

Visa Morocco

UK and USA passport holders do not require a visa for short stays.

Health & Vaccinations

If you have a severe allergy please inform the KE office before you travel. We will do all we can to help, but we cannot guarantee an allergy free environment on KE trips. You will need to carry your own treatment for the allergy with you, as 'adrenaline auto-injectors' are not carried as standard by KE leaders and staff. You should inform your leader on arrival of your allergy, and let them know where you keep your adrenaline pen.

VACCINATIONS

You should contact your doctor or travel clinic to check whether you require any specific vaccinations or other preventive measures. You should be up to date with routine courses and boosters as recommended in the UK e.g. diphtheria-tetanus-polio and measles-mumps-rubella, along with hepatitis A and typhoid. A good online resource is [Travel Health Pro](#).

Currency

The unit of currency in Morocco is the Moroccan Dirham.

Climate

It is warm in the desert during the day even in the winter months of November through to April. At this time we can expect daytime temperatures to be a pleasant 22 - 28°C, rising to 30°C or more around mid-day. In the evening the temperature will drop to an average of 5 - 10°C but can reach lower than this overnight. The evenings and nights can be chilly and are a dramatic change from the daytime temperatures. Rain is rare in the desert but not unheard of and short-lived storms bringing rain can occur.

Travel Aware

As a reputable tour operator, KE supports the British Foreign, Commonwealth and Development Office's '[Travel Aware](#)' campaign to enable British citizens to prepare for their journeys overseas. The 'Travel Aware' website provides a single, authoritative source of advice for all kinds of travellers and we recommend that prior to travel, all KE clients visit the official UK Government website at travelaware.campaign.gov.uk and read the FCDO Travel Advice for their chosen destination. North Americans can also check out the U.S. Department of State website: www.travel.state.gov for essential travel advice and tips.

KE treat the safety and security of all clients as the most important aspect of any trip we organise. We would not run any trip that we did not consider reasonably safe. Should the FCDO advise against travel for any reason, we will contact everyone booked to travel to discuss the situation. We receive regular updates direct from the FCDO and are in constant touch with our contacts on the ground. If you have any questions about government travel advice, please call our office.

Single Use Plastic

KE do not encourage the use of single use plastic items. We are ensuring that our agents all over the world are working together to reduce the problem and educate those around them. We are leading by example in our KE office by reducing our plastic use.

Maps

EWP maps

Maps for this region are notoriously difficult to come by. The publisher EWP does make a series covering various regions of the Atlas and adjacent to the Atlas at 1:160,000. These maps are generally based on Russian military maps with all Cyrillic text replaced by Latin alphabet.

Travel Insurance

It is an essential condition of joining a holiday with KE Adventure Travel that you have a valid travel insurance policy to cover the cost of medical treatment and to protect the value of your holiday in the event of cancellation. When taking out insurance please ensure the policy you choose covers you for the activities and altitude included in your itinerary.

For appropriate insurance cover we recommend Campbell Irvine Direct. Please go to our [Travel Insurance](#) page for further information and to get a quote.

Equipment Information

Equipment List

The following checklist should help you with your packing. As a general rule, you should always try to keep the weight of your equipment to a minimum.

You should bring the following items:

- Hiking boots – light weight for the heat, and ankle height to prevent sand entering
- Trainers or sandals for camp
- Socks & underwear
- Trekking trousers / shorts (please respect local culture and don't wear in villages and town)
- Lightweight waterproof over-trousers
- Thermal baselayers
- T-shirts / tops / shirts (loose fitting and long sleeved)
- Fleece jacket or warm jumper
- Lightweight waterproof jacket
- Wide brimmed sunhat / Warm hat
- Headscarf or buff (to protect against the sun and wind)
- Sunglasses
- Lightweight thermal or fleece gloves
- Daypack 25/30 litres
- Headtorch and spare batteries
- Sun protection (including lip sun screen)
- Water bottles 1 Litre (x2) - hydration system is useful e.g. camelbak or platypus (we encourage re-filling water bottles rather than single use plastic)
- Water purification tablets
- Sleeping bag (comfort rated -5°C and -10°C for departures from mid-Oct to end Feb)*
- Small padlock (to lock your kit bag)
- Antibacterial handwash
- Washbag and toiletries
- Toilet roll
- Small trek towel
- Basic First Aid Kit including: Antiseptic cream, throat lozenges, diarrhoea treatment (Imodium), painkillers, plasters and blister treatment, Insect repellent, and re-hydration salts (Dioralite).

The following items are optional:

- Sleeping bag liner
- Thermarest (a foam mattress is provided)
- Trekking poles (highly recommended - best with snow baskets)
- Gaiters (highly recommended - to keep the sand out)
- Camera
- Biodegradable wet wipes (washing water can be scarce at camp)
- Pen-knife (note: always pack sharp objects in hold baggage)
- Repair kit – (eg. needle, thread, duct tape)
- Reusable cloth bag for shopping (to avoid plastic bags)

Equipment hire:

*Available for hire/rental through KE Adventure Travel

Cotswold Outdoor



Many of the Equipment items listed above are available from [Cotswold Outdoor](#) - our '**Official Recommended Outdoor Retailer**'. When you book a holiday with KE you will receive 12.5% discount voucher from Cotswold Outdoor and other retailers. [>> Find out more](#)

Why Choose KE

Why KE

Successfully going for over a decade, this exclusive to KE holiday, takes you on a Lawrence of Arabia-style adventure. Join us and trek off the beaten track through one of the most incredible landscapes on the planet. If you're concerned the Sahara is all sand and hot sun - read Lisa's desert experience.

Please Note This document was downloaded on 15/05/2024 and the trip is subject to change