

Queyras Snowshoe Winter Paradise

Trip Code: QUY

Version: QUY Queyras Snowshoe Winter Paradise



WINTER



GUIDED GROUP



MODERATE



HIGHLIGHTS

- Snowshoe in remote valleys & quiet trails, away from the crowds
- Enjoy spectacular mountain views, including the Ecrins National Park
- Centre-based in a charming family run hotel in the picturesque village of Aiguilles
- Fully guided and all snowshoe equipment provided

AT A GLANCE

- 6 days snowshoeing
- Max altitude - 2656 metres
- Join at Aiguilles

ACCOMMODATIONS & MEALS

- All meals included
- 7 nights Hotel

[VIEW DATES, PRICES & BOOK YOUR HOLIDAY HERE](#)

Introduction

The Queyras Regional Natural Park is considered to be one of the most beautiful in France; wild mountain valleys, with impressive rock faces and jagged ridgelines are all there just waiting to be explored. The area lies south of the ancient town of Briançon, a World Heritage Site, and is just west of the frontier with Italy. For our week in this beautiful area we are based in the village of Aiguilles in a small family run hotel. We begin our week by snowshoeing up to La Criox de Curlet which boasts excellent views of the area, during the day we can start to get the feel for snowshoeing and our guide will also do a little training on mountain safety in winter and we'll begin to look at the snowpack itself. Continuing through the week, our days get slightly longer as we get used to wearing snowshoes, a specific highlight is on day 6 where we aim to the summit of Crete de Gardiole; at 2656m this is also the highest point of the holiday. If you are looking to get away from the crowds this winter, look no further, as it's a surprise to meet other groups on the mountain!

Is this holiday for you?

This week of centre-based, guided snowshoeing is designed to appeal to regular mountain walkers wishing to learn snowshoe techniques as well as those with previous snow-shoeing experience. During the holiday we will cover a variety of ground from relatively easy snow covered trails to steeper mountain slopes. The trip is suitable for novices and also those people with previous snowshoeing experience; however a high level of fitness is required.

The itinerary will be flexible and during the week the guide will use their expertise and local knowledge to determine the best routes to take advantage of prevailing snow conditions and the abilities of the group. A suggested itinerary for the week is given below, but may be subject to change. If snow conditions do not permit snow-shoeing on any of the routes, the group will follow an alternative winter hiking itinerary.

Itinerary

Version: QUY Queyras Snowshoe Winter Paradise

DAY 1

Arrival Day.

We meet at 7pm at our accommodation when your guide will be available to discuss the itinerary and answer any questions about the week ahead. Please note that for those arriving into Turin airport a transfer is included, departing at approx. 1630 hrs to allow us to arrive in Aiguilles in time for dinner.

Meals: **D**



Accommodation
Hotel

DAY 2

Snowshoe to the view point at La Croix de Curlet. Mountain safety training.

We ease into the week by heading for an excellent view point which gives a good introduction to the area. This is one of the best belvederes of Saint Veran and the cirque of Clausis. There is the possibility of doing a loop on our descent to vary the terrain and views. We will aim to also do some training looking at the snowpack and considering mountain safety in winter. We will stop at the gorgeous village of St Veran for a well earned 'refreshment' before heading back to our hotel.

Meals: **B L D**



Accommodation
Hotel



Ascent
762M



Descent
730M



Time
5 - 6 hours Snowshoeing



Distance
8KM






DAY 3

The Alpes du Sommet Bucher.

We begin by heading up a narrow valley towards the highest village in Europe at St Veran. It claims this title as the only village inhabited all year round at this altitude of 2050m. We wander through the pine forests zig zagging our way up the mountain side till we reach our destination at Sommet Bucher. It is a

good place to view the Col Agnel, the frontier with the Piemonte area of Italy. A visit to St Veran for a coffee after the climb is an excellent end to the day.

Meals: **B L D**






	Accommodation Hotel		Ascent 846M		Descent 846M		Time 5 hours Snowshoeing
	Distance 10KM						

DAY 4

Snowshoe up to the Col de la Creche.

A view of the picturesque village of Chateau Queyras is on offer this morning as we head for the Col de la Creche which rises above the village. We drive up a steep mountain road to the community of Les Meyries which is our starting point. A gorgeous climb follows through the pine forests until we rise above the tree line and the impressive ridge leading to the Pic de Agrenier, comes into view. We swing round to the Col de la Creche which gives an excellent view point over the region, we then claim the summit ridge!

Meals: **B L D**



	Accommodation Hotel		Ascent 609M		Descent 609M		Time 6 hours Snowshoeing
	Distance 9KM						

DAY 5

Snowshoe up to the Alpage de Fontantie.

We start at the trailhead at Montbardon with the high alpages of Fontantie as our goal. This is a superb mountain pasture, and we should get a great view over the Ecrins National Park from the top at 2,500m. The pastures are home to the cow herds during the summer months, but in winter they are a silent snowcovered landscape with all the cattle safely 'tucked up' in the barns in the valley.


Meals: **B L D**

	Accommodation Hotel		Ascent 791M		Descent 788M		Time 6 hours Snowshoeing
	Distance 9KM						

DAY 6**Highest summit of the week; Crete de Gardiole (2656m).**

This is one of the classic winter peaks of the area and will be our highest summit, sitting as it does at 2656m. We drive to the lovely old village of Abries, before taking a stunning side valley to the hamlet of Le Roux. Here we begin our hike up a mountain that offers incredible views of the range. Definitely, one of our favourite snowshoe trips! A fine summit awaits, and if the weather is kind you will without doubt be impressed by the photo opportunities.

Meals: **B L D**

	Accommodation Hotel		Ascent 914M		Descent 913M		Time 7 hours Snowshoeing
	Distance 50KM						

DAY 7**Snowshoe up to the Col de Longet (2701m).**

The Col sits at 2,701m and is an excellent goal for a great day out. We begin just after the remote village of Fontgillarde, the last inhabited village before we reach the Italian frontiere. We start our trail at Pont de Lariane and climb steadily along the left bank of the stream of the Vallon du Tronchet which descends from the Col. After enjoying the stunning views we descend a little along our track before taking the other bank of the stream and doing a circular route back to our starting point. This route is known in the area as a 'grand classic' snowshoe, with its north facing slopes it holds the snow until late in the season.

Meals: **B L D**

	Accommodation Hotel		Ascent 738M		Time 6 hours Snowshoeing		Distance 9KM
---	-------------------------------	---	-----------------------	---	------------------------------------	---	------------------------

DAY 8**Departure Day.**

KE services end after breakfast.

Meals: **B**

Holiday Information

What's Included

- Professional guiding with full snowshoe instruction
- All land transport
- Single timed airport transfers
- All accommodation as described
- Meals as described in the meal plan
- Snow shoes and ski poles.

What's not Included

- Travel insurance
- Tips for local staff
- Personal spending money and miscellaneous expenses - drinks
- souvenirs etc.

Joining Arrangements & Transfers

TRAVEL TO YOUR DESTINATION

In some cases you may choose to take a ferry and/or train to your holiday start and end destination. Please see further information on [Travelling by Train](#).

If flying from the UK there are low cost airlines available to the start and from the end of your holiday.

To benefit from full financial protection, ease your holiday planning, and avoid dealing with airlines, we can book scheduled flights from the UK as part of a flight inclusive package. Scheduled flights are usually more expensive than low cost alternatives, however potentially less stressful if your flight is cancelled or delayed. If you book flights through KE Adventure Travel we will [offset the carbon of your flight](#).

The group will meet for dinner at the group hotel in Aiguilles at 19:00.

On day 1 of the itinerary there is a single timed transfer provided from Turin Airport at 16:30. On day 8 of the itinerary there is a single timed transfer back to Turin Airport departing at 08:00 - Your flight back from Turin should be from 1300 hrs onwards on this day.

Meal Plan

All meals are included in your holiday price. We recommend an allowance of about €10 for snacks and soft drinks.

This is one of the few trips for which we include a packed lunch on each of the snowshoeing days. Aiguilles our base is small and it is convenient for our guests to provide a picnic. Our hosts do a great job at ensuring we have plenty to eat at lunchtime on the mountain. Please bring a plastic/tupperware box of around 300-350cc and fork/spoon as they will often supply some salad.

Please note that although the food is tasty and wonderfully produced, the kitchen is small and meal options kept to a minimum therefore not all special dietary requirements can be catered for.

Special Diets

Whilst we can cater for vegetarians, albeit sometimes with a more limited choice, we cannot always provide special diets. Due to the nature of some of the trips that we operate and the countries in which we operate them, it can be very hard (and sometimes impossible) to cater for a wide range of dietary choices and you may have to supplement your diet with food/snacks from home. If you have specific dietary requirements please do speak to our sales team and they will be able to advise you whether or not we will be able to offer your specific choice. Please note that we are unable to provide separate menus and cannot accept liability for any problems arising from special dietary requirements or intolerances.

Accommodation

Our base for this week of snowshoeing is a lovely family run hotel in the small village of Aiguilles. The hotel boasts spacious rooms, generous meals and a friendly atmosphere. The accommodation will be based on twin sharing with each room having a separate toilet and bathroom. If you are travelling on your own, you will be paired up with another traveller of the same sex. Single rooms may be available on request; however, these are limited in number and we recommend that you book early if you wish to be sure of a single room.

Group Leader & Support Staff

Professional, English speaking guide

Altitude

This holiday involves going to moderately high altitude. During the course of your trip you will reach altitudes in excess of 2500 metres. Most people will have no difficulty with this level of altitude but before coming on the holiday, we recommend you read the advice on [trekking at high altitude](#). You can also talk to one of our trekking experts if you have any concerns about altitude.

Spending Money

We recommend an allowance of €15 - €20 per day for lunches, snacks, water etc. For this trip the opportunity to obtain cash is very limited, there are cash machines in Turin Airport and we strongly recommend you take money out here, or bring Euros with you.

Baggage Allowance

For this trip we ask that you keep your luggage to a minimum. To make travelling to your accommodation easier a singel timed transfer from Turin airport is provided. However, it means that there may be 8 people in a minibus with limited space for luggage. Your guide will also be arriving with all the snowshoe equipment for your week ahead, and this also will be in the minibus. In addition you will have to carry your luggage up stairs to your accommodation so please keep luggage as small and light as possible.

Group Size & Holiday Status

For each holiday there is a minimum number of participants required to enable it to go ahead. Once the minimum number is reached, the trip status will change from 'Available' to 'Guaranteed to run'. You can check the trip status for each departure in 'Dates and Prices' table. Other than in exceptional circumstances, we will not cancel a trip once it has achieved this guaranteed to run status and so you are free to proceed with your international flight booking and other travel arrangements.

General Information

Passport & Visas

Europe

Your passport must meet 2 requirements. It must be:

- less than 10 years old on the day you enter (check the 'date of issue')
- valid for at least 3 months after the day you plan to leave (check the 'expiry date')

For the latest details on visiting countries within the EU or the European Economic Area (EEA), please check the UK Government website

The information that we provide is for UK passport holders. A passport with 6 months remaining validity at the end of your stay is generally required, and you should have at least 2 blank pages for each country that you visit.

It is your responsibility to ensure that you have the correct travel documents and visas for your holiday. Please ensure that you check for the latest advice before travel. For the most up to date information on entry requirements, please visit the [UK Government website](#).

Health & Vaccinations

If you have a severe allergy please inform the KE office before you travel. We will do all we can to help, but we cannot guarantee an allergy free environment on KE trips. You will need to carry your own treatment for the allergy with you, as 'adrenaline auto-injectors' are not carried as standard by KE leaders and staff. You should inform your leader on arrival of your allergy, and let them know where you keep your adrenaline pen.

Vaccinations

You should contact your doctor or travel clinic to check whether you require any specific vaccinations.

GHIC / Medical cover

UK residents should carry a free Global Health Insurance Card (GHIC). This entitles you to state provided medical treatment when you're visiting an EU country or Switzerland. This is not a substitute for medical travel insurance which is vital when travelling overseas.

Currency

The currency for part or all of this holiday is the Euro.

Climate

The temperatures we can expect to encounter during the day will be in the range -10 to +15 degrees celcius/ 14 -59F, though it can feel much warmer than this in the reflected sunlight high on the slopes. In the evening the temperatures will drop. January to March is statistically the time of the lowest precipitation but mountainous areas do generate their own weather systems so occasional rain, snow and even stormy weather cannot be ruled out.

Travel Aware

As a reputable tour operator, KE supports the British Foreign, Commonwealth and Development Office's '[Travel Aware](#)' campaign to enable British citizens to prepare for their journeys overseas. The 'Travel Aware' website provides a single, authoritative source of advice for all kinds of travellers and we recommend that prior to travel, all KE clients visit the official UK Government website at travelaware.campaign.gov.uk and read the FCDO Travel Advice for their chosen destination. North Americans can also check out the U.S. Department of State website: www.travel.state.gov for essential travel advice and tips.

KE treat the safety and security of all clients as the most important aspect of any trip we organise. We would not run any trip that we did not consider reasonably safe. Should the FCDO advise against travel for any reason, we will contact everyone booked to travel to discuss the situation. We receive regular updates direct from the FCDO and are in constant touch with our contacts on the ground. If you have any questions about government travel advice, please call our office.

Single Use Plastic

KE do not encourage the use of single use plastic items. We are ensuring that our agents all over the world are working together to reduce the problem and educate those around them. We are leading by example in our KE office by reducing our plastic use.

Maps

iGN series, Mont Viso 3637 OT - 1:25 000

iGN series, Guillestre 3537 ET - 1:25 000

Travel Insurance

It is an essential condition of joining a holiday with KE Adventure Travel that you have a valid travel insurance policy to cover the cost of medical treatment and to protect the value of your holiday in the event of cancellation. When taking out insurance please ensure the policy you choose covers you for the activities and altitude included in your itinerary.

For appropriate insurance cover we recommend Campbell Irvine Direct. Please go to our [Travel Insurance](#) page for further information and to get a quote.

Equipment Information

Equipment List

The following checklist should help you with your packing. As a general rule, you should always try to keep the weight of your equipment to a minimum.

You must bring the following items:

- Hiking boots (must be waterproof)
- Gaiters
- Trainers (for valley use)
- Socks
- Walking socks (2 or 3 pairs)
- Spare laces
- Trekking trousers
- Lightweight waterproof overtrousers
- Underwear
- Thermal baselayer - leggings
- Thermal baselayer shirts
- T-shirts and/or casual shirts
- Fleece jacket or warm jumper
- Waterproof jacket
- Warm jacket (eg. down)
- Daypack of approximately 30 litres capacity
- Water bottles 1 Litre (x2)
- Warm and waterproof gloves or mittens
- Lightweight thermal gloves
- Basic First Aid Kit - Our professional tour leaders hold first-aid qualifications and will carry a basic medical kit. You should bring your own personal first aid kit consisting of the following: throat lozenges, painkillers (anti-inflammatory), antiseptic cream/spray, plasters, blister treatment/tape, and re-hydration salts (Dioralite). Glucose tablets are a good idea.
- Sun protection (including total bloc for lips, nose etc.)
- Washbag and toiletries
- Antibacterial handwash
- Fleece hat
- Sunglasses with side protection
- Ski goggles
- Headtorch and spare batteries
- Sunhat
- Tupperware box of around 300-350cc and fork/spoon for lunches
- Ski poles (provided)

The following items are optional:

- Earplugs (particularly if you are not the one snoring!)
- Waterproof liner for your daypack
- Camera
- Travel clothes
- Spare clothes
- Small padlock (to lock bag)

- Swimwear (there is a sauna and spa at the hotel)

Notes:

Specialist Equipment: Snowshoes, ski poles, and standard safety equipment including an avalanche transceiver, probe and shovel will be provided by KE, and available to collect at the group hotel.

Please note you will be liable for any damage caused to the specialist equipment due to negligence.

If you wish to take your own walking poles, make sure that they have snow baskets fitted.

Cotswold Outdoor



Many of the Equipment items listed above are available from [Cotswold Outdoor](#) - our '**Official Recommended Outdoor Retailer**'. When you book a holiday with KE you will receive 12.5% discount voucher from Cotswold Outdoor and other retailers.
[>> Find out more](#)

Land Only Information

We sell this holiday on a Land Only basis and recommend that you book your flights to Turin Airport which is approximately 3 hours drive from Aiguilles . Please refer to the 'Joining Arrangements and Transfers' section for further details.

Flights SHOULD NOT be booked until you have received your booking confirmation and the departure is showing 'Guaranteed to Run' or 'Limited'.

If flying from the UK there are a number of low cost airlines offering flights to Turin. These include Easyjet who have flights from London, Jet 2 who have flights from Manchester, Edinburgh, Birmingham & Leeds Bradford. Other airports may be available.

If you would prefer to book a 'flight inclusive package' using scheduled airlines from the UK please contact our flights department for a quote. Whilst flight prices are likely to be more expensive you will benefit from full financial protection.

Why Choose KE

Why KE

Snowshoe in quiet areas that are 'off the beaten track' and with a small group (maximum of 8 people) you can get a real feel for this spectacular area.

Please Note This document was downloaded on 20/05/2024 and the trip is subject to change