

# Across the Julian Alps to Triglav

Trip Code: JAT

Version: JAT Across the Julian Alps to Triglav




WALK & TREK



GUIDED GROUP



CHALLENGING



## HIGHLIGHTS

- Trek to the summit of Slovenia's highest mountain - Triglav (2864m)
- Perfect introduction to easy Via Ferrata and alpine scrambling
- Stay in the picturesque town of Bled and enjoy a dip in the lake
- Hike off the beaten track above Lake Bohinj in Triglav National Park

## AT A GLANCE

- 6 days trekking
- Max altitude - 2864 metres
- Join at Ljubljana

## ACCOMMODATIONS & MEALS

- 7 Breakfasts
- 5 Dinners
- 5 nights Mountain Hut / Refuge
- 2 nights Hotel

[VIEW DATES, PRICES & BOOK YOUR HOLIDAY HERE](#)

# Introduction

This fantastic hut-to-hut trekking holiday takes you on a spectacular journey across the Julian Alps of Slovenia to the summit of Mt Triglav and is impossible to beat. Straddling Italy and Slovenia the beautiful Julian Alps offers some of the most impressive mountain scenery in Europe including Triglav National Park which is home to alpine pastures, pine forests, clear streams, crystal lakes, mountain huts and a rich variety of jaw-dropping trails. From the lakeside gem of Bled we head to the breath-taking Bohinj Valley and ascend to Crna Prst which offers a stunning panorama of Bohinj's glacier lake. Keeping high we'll spend the next few days on a wonderful ridge above lush alpine valleys before we cross the magnificent Skrbina Pass. A gentler day in the Valley of the Seven Lakes sees us arrive on the shoulders of the highest mountain in Slovenia, the spectacular triple-headed Triglav (2864m). From here the route to the top is outstanding as we follow an exhilarating trail which offers a spot of scrambling and sections of via ferrata. The view from the summit is described as one of the most sublime among the Alps and we'll be rewarded with an extensive panorama across the Julian Alps, Italy and Austria. Using traditional alpine huts this unforgettable traverse is topped off with a final night in Lake Bled.

## Is this holiday for you?

On this fantastic trekking holiday, and as you'd expect on a classic alpine journey, we've included significant amounts of ascent and descent alongside some long days spent high in the mountains. The trails are good with some sections of rocky ridge walking and elements of exposure. On the final (optional) 2-hour ridge walk to the summit of Triglav there are fixed cables and you'll be provided with a harness and helmet for this via ferrata section. These two pieces of equipment are carried in your rucksack for the duration of the trek. For 5 nights we stay in traditional mountain huts deep in the park. As we're away from road access you'll need to carry your personal equipment for the trek. Considering all bedding is provided and with a spot of careful packing you can avoid any form of heavy backpacking. Part of the overall holiday experience is not being vehicle supported, meaning you are walking in areas that are totally off the beaten track, which does have an influence on the grading. However this holiday is the perfect choice for fit hill walkers looking for a holiday that includes the most spectacular traverse in Europe.

# Itinerary

Version: JAT Across the Julian Alps to Triglav

## DAY 1

**Meet at the group hotel in Bled. A timed transfer from Ljubljana Airport is included.**

Meet at the group hotel in Bled. A timed transfer from Ljubljana Airport is included. The pretty town of Bled is located on the shores of Lake Bled and is surrounded by a magnificent Julian Alps backdrop. With its charming church, fairy-tale island and magnificent medieval castle, Bled is also home to lake waters fed by natural springs and is a fantastic place for a swim. The relaxed promenade is home to pavement cafes and bars which are perfect for people watching as well as sitting and looking at the view. Bled is also a great place to enjoy a few days pre or post-holiday. You'll find a 7kms footpath around the lake which is popular with local families, walkers and runners. There are also plenty of places to take a dip from including the public lido (entrance fee) or from near the camping site at the far end of the lake. In the evening there will be opportunity to meet up with the leader and head out to dinner.



**Accommodation**  
Hotel

## DAY 2

**Spectacular trekking via Crn Prst to the Zorko Jelincic Hut (1835m).**

After breakfast there will be brief time to visit the supermarket for any last minute snacks before a short transfer to the Mencingarjev Hut which is situated near Bohinjska Bistrica in the Lower Bohinj Valley. As we start walking we follow the lovely Sava Bohinjka River upstream as it snakes its way through the valley. We ascend gradually through open pastureland which provides an easy start to the trek on a trail which is well marked and soft underfoot. As the path starts to get steeper, the scenery becomes more dramatic and as we pass Crna Gora - the Black Hill we can look ahead and see the course of the upper Sava River as it descends from its source, Lake Bohinj. Soft ground gives way to a rugged trail as we continue ascending before finally reaching the day's high point at Crna Prst (1844m). Today's walk ends at the Zorko Jelincic Hut (1835m), which is where we spend the night. In a remote location, this hut has water lifted by cable from the valley. Washing facilities tonight are limited but the feeling of being away from civilisation makes up for that.

Meals: **B D**



**Accommodation**  
Mountain Hut / Refuge



**Ascent**  
1100M



**Descent**  
50M



**Time**  
4 - 5 hrs trekking








**Distance**  
7KM

**DAY 3****Enjoy stunning views of Lake Bohinj whilst on the trail to Razor Planina.**

This morning as we set out we are immediately rewarded with a stunning panorama which includes a bird's eye view of the largest glacial lake in Slovenia, Lake Bohinj. We're now in the Bohinj Mountains and today's spectacular ridge walk provides a feeling of closeness to nature. Up here the trails are relatively little-used and there is a sense of peace and tranquillity, as well as breath-taking scenery. Part of today's trail is along a ridge which has narrow sections and a few areas of scrambling. As we approach Rodica (1966m) we'll be walking on the border separating the two counties of Gorenjska and Primorska. Gorenjska is the mountainous region of Slovenia whilst Primorska is the lush region with gently rolling hills all the way to the coast. As we walk we'll see perfectly the two contrasting areas: towering limestone mountains to the right and rich green valleys to the left. and if we're really lucky we'll be able to see as far as the sea. In the afternoon we head over the top of Mount Vogel (1922m), one of Slovenia's most successful ski resorts before today's trail finishes at the Razor Planina Hut (1300m) where we spend tonight.





Meals: **B D**

	<b>Accommodation</b> Mountain Hut / Refuge		<b>Ascent</b> 970M		<b>Descent</b> 1400M		<b>Time</b> 7 - 8 hrs trekking
	<b>Distance</b> 14KM						

**DAY 4****Trek to the Dom na Komni Hut over the Skrbina Pass (1981m).**

Today we say goodbye to the Razor Planina Hut and head even further into the Triglav National Park. As Slovenia's only national park this incredible showcase of nature is home to golden eagles, black grouse, red deer, marmots, chamois and ibex. We'll keep our eyes peeled too for the magnificent mouflon, a breed of wild sheep that is very distinct due to its enormous curved horns. During the summer months it is not unusual to see griffon vultures soaring ahead. These magnificent birds nest in neighbouring Croatia and it is not unusual to occasionally spot them. Flora in the park includes the pretty yellow Triglav Hawksbeard, bell flowers, gentians, the rare Edelweiss and tiny blue King of the Alps. If we are lucky we may spot the pink cinquefoil or Triglav Rose, which the national park gets its name from. As we travel through a rugged limestone landscape, we follow forest trails up to the tree line and then continue climbing to our high point - Skrbina pass (1891m). Translated as Tooth Pass, crossing over the pass is a highlight of today as we follow rugged trails that turn into scree as we near the top of the pass. Our descent takes us through pretty alpine pastures to reach our overnight at Dom na Komni Hut. Here we'll have an uninterrupted view of Lake Bohinj and hopefully see a fantastic sunset.

Meals: **B D**

	<b>Accommodation</b> Mountain Hut / Refuge		<b>Ascent</b> 900M		<b>Descent</b> 750M		<b>Time</b> 5 - 6 hrs trekking
---	---	---	-----------------------	---	------------------------	--	-----------------------------------



**Distance**  
9KM

## DAY 5

### Head to Prehodavci nestled in the Valley of the Triglav Lakes .

This morning we'll have time to enjoy a magnificent morning view of the lake. Lake Bohinj is 4.2km long and 1km wide making it the largest glacier lake in the country and it is incredibly beautiful. The lake is fed by the stream Savica which flows from the Black Lake or Crno Jezero, the lowest lying lake in the Valley of the Seven Lakes. The whole atmosphere and setting of Lake Bohinj is beautiful due to the limited development on its shores and magnificent ring of mountains that circle the crystal clear water. After taking plenty of photos we'll leave the hut and walk into a hidden valley following mountain trails which take us towards the famed Valley of the Seven Lakes. These pretty mountain lakes each have their own colour and are strung like jewels between the peaks. Walking through the valley we'll pass the lakes of Ice, Green and Yellow. Today's scenery is starkly beautiful and the landscape is a world away from the green slopes of the lower valleys. Tonight we overnight in the Prehodavci Hut (2071m) which is one of the smallest huts in the park. Due to an extremely remote location, tonight we sleep in the loveliest setting in the Valley of the Triglav Lakes.

Meals: **B D**



**Accommodation**  
Mountain Hut / Refuge



**Ascent**  
1100M



**Descent**  
600M



**Time**  
6 - 7 hrs trekking



**Distance**  
13KM






## DAY 6

### Dramatic trekking via Dolic Saddle (2164m) to Kredarica Hut (2615m)

Fingers crossed we'll wake up to a clear morning and a fantastic view especially down into Trenta Valley. We'll be surrounded by steep limestone peaks as we walk today but nothing can prepare us for the close up Mount Triglav (2864m) with its bare rock slopes and dramatic ridges. The path becomes progressively more rugged as we pass the plateau of Hribarice (2306m) and the saddle of Dolic (2164m) as we make our way to Kredarica Hut (2615m). This large mountain refuge has a particularly rugged setting and is the most popular place to stay before climbing Triglav and a great place to meet fellow trekkers. Kredarica Hut is not only the highest mountain hut in Slovenia, but also the highest meteorological station in the country. It stands on a small plateau just under the peak of Kredarica nestled on a ridge between Rjavina and Triglav. Sitting a few metres away is a chapel dedicated to Our Lady of the Snows. (Please note there are two huts on the shoulders of Triglav: Kredarica and Planika. Depending on the time of the year and availability we may use either of them. However this doesn't affect the length of trekking days, the logistics for climbing Triglav or the overall holiday experience). On

reaching the hut the leader will check the weather conditions of time available before deciding if we will attempt Triglav today or in the morning.

Meals: **B D**

	<b>Accommodation</b> Mountain Hut / Refuge		<b>Ascent</b> 1100M		<b>Descent</b> 650M		<b>Time</b> 6 - 7 hrs trekking
	<b>Distance</b> 9KM						

## DAY 7

### Exciting climb to the summit of Mount Triglav (2864m) before returning to Lake Bled.

If we have not climbed Mount Triglav the previous day we'll have an early start for the optional ascent to the summit of the highest peak in Slovenia. We'll leave our daypacks at the hut and travel light on the ascent along the main ridge which has exposure but is very well protected by cables. Wearing our helmets and harnesses we cross scrambling sections which are truly excellent alongside a breath-taking setting and stunning views. As we focus on the ridge, the climb to the summit will pass quickly and before we know it, we'll be stood on the highest point in Slovenia. The views from the top are simply stunning and include the peaks of the Julian Alps whilst the valleys of Kot, Krma, Vrata and Trenta are spread out below. We'll clearly see the neighbouring peaks in Italy and if the weather is clear we'll be able to see as far as the Grossglockner, the highest mountain in Austria. After taking the all-important summit photos and enjoying one of the most jaw-dropping panoramas in Europe, we return to the hut to collect our bags and start the walk out via the hut at Vodnikov and the dense forest of Pokljuka. It's a great way back down to the rich forest of Pokljuka where we meet the road at Rudno Polje (1340m). Here we pick up our transport for the 30mins drive back to Bled. This evening we'll head out for dinner and am sure we'll end up celebrating an excellent holiday, hopefully with a few local schnapps!

Meals: **B**

	<b>Accommodation</b> Hotel		<b>Ascent</b> 570M		<b>Descent</b> 2100M		<b>Time</b> 5 - 6 hrs trekking		<b>Distance</b> 11KM
---	-------------------------------	---	-----------------------	---	-------------------------	---	-----------------------------------	---	-------------------------

## DAY 8

### Departure day. A single timed transfer to Ljubljana Airport is included.

After breakfast the morning will be free to enjoy Lake Bled, maybe a last minute walk around the lake or a famous Lake Bled Crem Rezone - cream cake! There will be a single timed transfer departing to the airport in the afternoon. If you would like to extend your time in Lake Bled then please feel free to contact the KE office and we can book you extra nights in the group hotel. The capital of Ljubljana is a 90mins public bus journey away, whilst the lake of Bohinj and alpine resort of Kranjska Gora can all easily



be reached by public bus from Lake Bled.

Meals: **B**

---

# Holiday Information

---

## What's Included

- A professional and qualified Slovenian mountain guide
- Single timed group airport transfers on day 1 and 8
- All accommodation as described
- Meals as detailed in the Meal Plan
- All land transfer required by the itinerary
- A via ferrata safety harness and a climbing helmet (provided locally)

## What's not Included

- Travel insurance
- Some meals as detailed in the Meal Plan
- Tips
- Miscellaneous expenses - drinks and souvenirs etc.

## Joining Arrangements & Transfers

The group will meet at the hotel in Ljubljana.

A single timed transfer is provided from / to Ljubljana Airport.

Hotel contact details and an emergency number will be provided with your booking confirmation.

## Meal Plan

Breakfasts and 5 dinners (whilst trekking) are included in the holiday price and lunches can be bought at huts along the way. Extra snacks can be purchased from one of the supermarkets in Bled before starting trekking. Approximately 15 Euros per day should cover lunches and water whilst trekking.

## Food & Water

Many places on this holiday have drinkable water from the tap to fill your personal water bottles. Please check with the leader at the various locations. Please take purification tablets or a filter bottle (such as a [Water-To-Go bottle](#)) for days when drinking water out of the tap is not available. We do not encourage the purchasing of single use plastic bottles.

Slovenian cuisine is very much influenced by its neighbours of Austria, Italy and Hungary so you'll find a fantastic variety of food in the country. In the huts, breakfasts are simple and consist of bread and jams with a selection of meats and cheeses and sometimes eggs plus tea and coffee. Excellent value and filling lunches of mountain soups/stews/pasta can be bought along the trail at one of the huts. Dinners are normally 2 courses - either a soup with meat or a stew, risotto or a pasta dish and a vegetarian option is available. Followed by fruit or dessert. Snacks such as chocolate, trekking bars can be purchased at the huts or in the local supermarket in Bled before the trek starts. Each hut also has a small shop or bar facility where bottled local beers and soft drinks can be bought.

Before and after trekking, Bled has a fantastic range of restaurants with menus to suit all budgets. Popular meat dishes include pork, chicken, turkey, smoked meats, sausages, snitzels and goulashes. The country has a good selection for vegetarians too. Slovenes love colourful salads with their lunch or dinner and fresh vegetables are always available. Alongside an excellent selection of pastas, risottos and fantastic pizzas, most restaurants advertise Vegetable Plate, which is a large dish of freshly cooked vegetables alongside soya steaks or mouth-watering fried cheese. If you are lover of cheese, then Slovenian fried cheese is not to be missed!

Local deserts are wonderfully rich and a must try is the famous Cream Slice of Lake Bled, which you'll see everywhere. Another favourite calorific cake is the mouth-watering Gibanica, a wonderful combination of poppy seeds, soft cheese, apple and filo pastry. Finally Slovenian wine is amongst some of the finest in the world. Local open wine is excellent and served by the glass, half litre or litre. Red wine which shouldn't be missed is the velvety Teran and fruity Refosk from the coast. Whites are served ice cold with Sivi Pinot and Belo Pinot being the most popular.

## Special Diets

Whilst we can cater for vegetarians, albeit sometimes with a more limited choice, we cannot always provide special diets. Due to the nature of some of the trips that we operate and the countries in which we operate them, it can be very hard (and sometimes impossible) to cater for a wide range of dietary choices and you may have to supplement your diet with food/snacks from home. If you have specific dietary requirements please do speak to our sales team and they will be able to advise you whether or not we will be able to offer your specific choice. Please note that we are unable to provide separate menus and cannot accept liability for any problems arising from special dietary requirements or intolerances.



## Accommodation

During this holiday you will spend 2 nights in a 3-star tourist class hotel in Bled. Accommodation here is twin sharing with en-suite facilities.

There are 5 nights in huts set up by the Mountaineering Association of Slovenia in the protected area of the Triglav National Park. Accommodation here is in dormitory style rooms that vary in capacity, some holding 8 persons per room and some as many as 25. Sleeping bags are not required at the huts, as bed sheets and blankets are supplied. Please note that water for washing is limited at the huts, and bathroom facilities can appear basic. However, overnighing in the heart of the mountains and staying in a traditional mountain hut, more than makes up for the lack of showers!

If you are travelling by yourself, you will be paired up with another single client of the same sex for the 2 hotel nights. Single rooms are available for a supplementary cost. Single rooms are not available in the mountain huts. If you are planning on extending your holiday additional nights at the group hotel are available on request.

## Group Leader & Support Staff

During this holiday the group will be led by a locally based, professional, english-speaking mountain guide.

## Altitude

This holiday involves going to moderately high altitude. During the course of your trip you will reach altitudes in excess of 2500 metres. Most people will have no difficulty with this level of altitude but before coming on the holiday, we recommend you read the advice on [trekking at high altitude](#). You can also talk to one of our trekking experts if you have any concerns about altitude.

## Spending Money

The currency in Slovenia is the Euro. We estimate that €200 will cover your personal spending and miscellaneous expenses including the above mentioned lunches and reasonable tips for the local guide. Cash can be withdrawn from ATM's in Ljubljana Airport and in Bled using a credit card or a debit card.

## Guidance on Tipping

Most people will want to tip their local guide if they have had a good experience. This is a purely personal decision and it is important to remember that tips are a way of saying 'thank you' and are not part of the wages of local staff. We recommend that any tips be given from the group as a whole rather than from individuals and that the group decides together on a level of tipping that everyone is comfortable with.

## Baggage Allowance

During the holiday you'll be carrying your personal trekking equipment so it's good to keep this to a minimum. With careful planning, and considering you don't have to carry a sleeping bag or camping mattress, it should be possible to keep the weight to around 8kgs. The via ferrata safety harness and helmet required for the ascent of Triglav will be issued to you at the start of the trek as there is no place to store this equipment at the huts. As you'll be carrying this equipment with you whilst trekking it's good to make sure you have room for it in your daypack. Your main luggage with your travel clothes etc can be left at the group hotel in Bled and as you won't be trekking with a kit bag you may find a wheeled suitcase is more suitable for travelling to and from Slovenia.

## Group Size & Holiday Status

For each holiday there is a minimum number of participants required to enable it to go ahead. Once the minimum number is reached, the trip status will change from 'Available' to 'Guaranteed to run'. You can check the trip status for each departure in 'Dates and Prices' table. Other than in exceptional circumstances, we will not cancel a trip once it has achieved this guaranteed to run status and so you are free to proceed with your international flight booking and other travel arrangements.

## Flight payment

We sell this holiday on a Land Only basis and recommend that you book your flights to Ljubljana. Please refer to the 'Joining arrangements & transfers' section in the trip dossier for further details.

Flights SHOULD NOT be booked until you have received your booking confirmation and the trip is showing 'Guaranteed to Run' or 'Limited'.

If flying from the UK there are a number of low cost airlines offering flights to Ljubljana. These include Easyjet who have flights from London Stansted, Wizz Air from London Luton and Adria Airways who have flights from London, Manchester, Edinburgh & East Midlands. Other airports may be available. Click on the 'Flight information' link below for further information on booking low cost airlines. Alternatively if you would prefer to book a 'flight inclusive package' using scheduled airlines from the UK please contact our flights department for a quote. Whilst flight prices are likely to be more expensive you will benefit from full financial protection.

# General Information

---

## Passport & Visas

### Europe

Your passport must meet 2 requirements. It must be:

- less than 10 years old on the day you enter (check the 'date of issue')
- valid for at least 3 months after the day you plan to leave (check the 'expiry date')

For the latest details on visiting countries within the EU or the European Economic Area (EEA), please check the UK Government website

The information that we provide is for UK passport holders. A passport with 6 months remaining validity at the end of your stay is generally required, and you should have at least 2 blank pages for each country that you visit.

**It is your responsibility to ensure that you have the correct travel documents and visas for your holiday.** Please ensure that you check for the latest advice before travel. For the most up to date information on entry requirements, please visit the [UK Government website](#).

## Health & Vaccinations

If you have a severe allergy please inform the KE office before you travel. We will do all we can to help, but we cannot guarantee an allergy free environment on KE trips. You will need to carry your own treatment for the allergy with you, as 'adrenaline auto-injectors' are not carried as standard by KE leaders and staff. You should inform your leader on arrival of your allergy, and let them know where you keep your adrenaline pen.

## Vaccinations

You should contact your doctor or travel clinic to check whether you require any specific vaccinations.

## GHIC / Medical cover

UK residents should carry a free Global Health Insurance Card (GHIC). This entitles you to state provided medical treatment when you're visiting an EU country or Switzerland. This is not a substitute for medical travel insurance which is vital when travelling overseas.

## Currency

The currency for part or all of this holiday is the Euro.

## Preparing for your Holiday

It makes a lot of sense to spend some time before coming on a trekking or climbing trip getting some additional exercise. The fitter you are, after all, the more enjoyable you will find the experience. We would suggest that you adopt a weekly exercise regime leading up to your trip. Running, cycling and swimming are good for developing better stamina. Before departure, we suggest that you try to fit in a number of long walks in hilly country.

## Climate

From July to September the weather is generally very good. We can expect daytime valley temperatures in the range 24 - 30°C in July and August, dropping to around 15°C overnight. September temperatures will be a few degrees cooler and whilst high up in the mountains temperatures will also be cooler but should be comfortable for trekking in shorts and short sleeved shirts (should you wish). As with any alpine area there is the risk of some unstable weather. However Slovenia usually enjoys a very pleasant and stable climate and we should expect mainly clear and sunny days even in September.

## Travel Aware

As a reputable tour operator, KE supports the British Foreign, Commonwealth and Development Office's '[Travel Aware](#)' campaign to enable British citizens to prepare for their journeys overseas. The 'Travel Aware' website provides a single, authoritative source of advice for all kinds of travellers and we recommend that prior to travel, all KE clients visit the official UK Government website at [travelaware.campaign.gov.uk](http://travelaware.campaign.gov.uk) and read the FCDO Travel Advice for their chosen destination. North Americans can also check out the U.S. Department of State website: [www.travel.state.gov](http://www.travel.state.gov) for essential travel advice and tips.

KE treat the safety and security of all clients as the most important aspect of any trip we organise. We would not run any trip that we did not consider reasonably safe. Should the FCDO advise against travel for any reason, we will contact everyone booked to travel to discuss the situation. We receive regular updates direct from the FCDO and are in constant touch with our contacts on the ground. If you have any questions about government travel advice, please call our office.

## Single Use Plastic

KE do not encourage the use of single use plastic items. We are ensuring that our agents all over the world are working together to reduce the problem and educate those around them. We are leading by example in our KE office by reducing our plastic use.

## Books

- Lonely Planet Slovenia
- Rough Guide. Slovenia
- The Julian Alps - Simon Brown (Cicerone)
- Europe in a Motorhome: A Mid-Life Gap Year Around Southern Europe - H.D Jackson
- The 8.55 to Baghdad - Andrew Eames

## Maps

### Planinska Zveza Slovenije. Julijske Alpe. 1:50,000

This Slovenian map has 2 sheets (west part and east part) covering the Julian Alps. The eastern sheet covers the route of this holiday.

## Travel Insurance

It is an essential condition of joining a holiday with KE Adventure Travel that you have a valid travel insurance policy to cover the cost of medical treatment and to protect the value of your holiday in the event of cancellation. When taking out insurance please ensure the policy you choose covers you for the activities and altitude included in your itinerary.

For appropriate insurance cover we recommend Campbell Irvine Direct. Please go to our [Travel Insurance](#) page for further information and to get a quote.

# Equipment Information

## Equipment List

The following checklist should help you with your packing. As a general rule, you should always try to keep the weight of your equipment to a minimum.

### You should bring the following items:

- Walking boots which are comfortable for scrambling

- Socks
- Trekking trousers
- Lightweight waterproof overtrousers
- Underwear
- Shorts
- Thermal baselayer shirts (2 short sleeve, 1 long sleeve)
- T-shirts and/or casual shirts
- Fleece jacket or warm jumper
- Lightweight waterproof jacket
- Sun hat or cap
- Warm hat
- Sunglasses
- Lightweight thermal gloves
- Daypack 50 litres max.
- Headtorch and spare batteries
- Sun protection (including total bloc for lips, nose etc.)
- Water bottles 1 litre (x2) (we encourage re-filling water bottles rather than single use plastic)
- Water purification tablets
- Small towel



- Washbag and toiletries
- Wet wipes (note that some huts do not have water available for washing)
- Antibacterial hand gel
- Small padlock (to lock any excess luggage left at the hotel in Bled)
- Basic First Aid Kit including plasters (band aids), blister treatment, headache tablets etc.

### **Via Ferrata Equipment (provided locally)**

- Via ferrata lanyard
- Climbing harness
- Climbing helmet

(These items will be issued to everyone from the mountain hut ahead of the ascent of Triglav, you should ensure you leave room for them in your daypack on this day)

### **The following items are optional:**

- Travel clothes
- Trekking poles
- Camera
- Insect repellent
- Earplugs (Especially if you are not the one snoring)
- Swimming kit (for the lake)
- Pen-knife (remember to put all sharp objects in hold baggage)
- Cotton or silk sheet liner (bedding is provided but you may prefer to take a liner with you)

- Reusable cloth bag for shopping (to avoid plastic bags)

Sleeping bags/extra shoes: These are NOT required as bedding and hut shoes/slippers are provided at mountain huts.

## Cotswold Outdoor



Many of the Equipment items listed above are available from [Cotswold Outdoor](#) - our '**Official Recommended Outdoor Retailer**'. When you book a holiday with KE you will receive 12.5% discount voucher from Cotswold Outdoor and other retailers.  
[>> Find out more](#)

## Land Only Information

The LAND ONLY dates and prices are for the itinerary, joining at the hotel in Ljubljana. Single timed transfers are included from/to Ljubljana Airport.

## Flight Inclusive Information

The FLIGHT INCLUSIVE dates and prices are based on UK flights from London to Ljubljana with British Airways. Outbound flights will usually depart from the UK in the morning. Return flights will depart Ljubljana in the late morning of the last day of the itinerary.

# Why Choose KE

## Why KE

The Ultimate Hut to Hut Traverse - Exclusive to KE and one of the Telegraph's Top 50 holidays for solitude. We've been running this holiday in Slovenia for over ten years which is why we know KE's route is the best in the business, and why we include six fantastic days in Europe's most spectacular Alps! Secure your place on this classic mountain traverse. Want to know more? Read our excellent reviews or call the office to talk through the trip.

**Please Note** This document was downloaded on 20/05/2024 and the trip is subject to change