

Snowshoe Traverse of the Chablais

Trip Code: STC

Version: STC Snowshoe Traverse of the Chablais



WINTER



GUIDED GROUP



MODERATE



HIGHLIGHTS

- Snowshoeing in France with hidden valleys and pristine snow conditions
- Stay in traditional Alpine villages in the Chablais Alps
- Small group sizes and fully qualified expert leaders
- Easy access from Geneva and luggage transfer included - Carry only a lightweight daypack

AT A GLANCE

- 6 days snowshoeing
- Max Altitude 1620m
- Join at Geneva, Ends in Evian Les Bains

ACCOMMODATIONS & MEALS

- 7 Breakfasts
- 7 Dinners
- 7 nights Hotel

[VIEW DATES, PRICES & BOOK YOUR HOLIDAY HERE](#)

Introduction

Snowshoeing is growing in popularity as more and more people catch on to this easy to learn, low-impact way to access the beautiful pristine landscapes of a winter-transformed alpine forest or high pasture and even to climb easy peaks. The Traverse of the Chablais is a special journey through the mountains of the Haute Savoie between the French village of Megevette in the valley of the Arve in the west, to the shores of Lake Geneva in the east. The Chablais area is renowned for its marvellous snowshoeing country and many of the high points we cross on this route offer impressive views of the Mont Blanc range.

At the end of each day's snowshoeing, we arrive at our hotel in one of the pretty little alpine villages of the Chablais, where our luggage will be waiting. After a hot shower and change we will be ready to enjoy the evening and taste some superb regional cuisine. Requiring no previous experience of snowshoeing and with snow shoes, ski poles and other items of specialist equipment provided, this is the perfect winter wonderland holiday.

Is this holiday for you?

As we travel on our snowshoes from village to village through the Chablais, we pass through remote valleys, under towering limestone cliffs and over high plateaux. We aim to cover around 12 - 16 km each day with ascents of 800 - 1000 metres. Snowshoeing is a high energy activity and you should be in good condition to undertake this traverse. However, as our luggage is transferred between each night's hotel we will be carrying only what we need for the day. The techniques of snowshoeing are easily learned and no previous experience of snowshoeing is required.

The itinerary will be flexible and during the week the guide will use their expertise and local knowledge to determine the best routes to take advantage of prevailing snow conditions and the abilities of the group. A suggested itinerary for the week is given, but may be subject to change. If snow conditions do not permit snow-shoeing on any of the routes, the group will follow an alternative winter hiking itinerary.

Itinerary

Version: STC Snowshoe Traverse of the Chablais

DAY 1

Meet at the group hotel in Megevette. A single timed transfer from Geneva Airport is provided.

Meet at the group hotel in Megevette, near Saint Jeoire

Meals: **D**



Accommodation
Hotel

DAY 2

Snowshoe from Megevette to La Chevrerie via the Col de la Bray (1442m).

Today we begin our journey from west to east, and what a beautiful voyage it is. We leave our hotel and walk through the village, then we begin to climb while wandering through several hamlets where we can enjoy the local architecture of the old farm buildings. After a few km's (miles) we turn off onto a narrow trail into the forest and begin our climb through woodland. After a short time we pass the site of a memorial to the French Resistance which recounts how the local community fought and suffered during World War II. Soon after we are above the trees as we arrive at the Col de la Bray which sits at 1442m (4729ft), just below the summit of the Pointe des Jottis. From here we enter the open plateau that is home to an 'alpage', the ancient summer homes of the cow herders. We then head towards the frozen forest, and a wandering trail that takes us steeply down to the picturesque Chapelle de St Bruno by the edge of the lake. Here we are picked up in the village for our transfer to our overnight in a nearby hamlet.

Meals: **B D**



Accommodation
Hotel



Ascent
1053M



Descent
819M



Time
6 - 7 hrs snowshoeing






Distance
12KM

DAY 3

From Malatraix across the Tre-le-Saix plateau (1486m) and the col de Seytrouset (1564m) to Biot.

This morning we have a short transfer to our start point at Malatraix where we begin our climb up the south face of the mountain to the vast spaces of the Trè-le-Saix, 1486m (4874ft). This is our only vehicle transfer of the trip and one which cannot be avoided due to limited accommodation options. The Malatraix area is popular with ski mountaineers and usually we have company as we climb. The views from the top are fabulous, and if it is a clear day we can see all the way to Lake Geneva. We then traverse the plateau and head for the Col de la Balme, 1445m (4739ft), and finally to Col de Seytrouset, 1564m (5129ft). Today involves no less than three Cols, and it is a spectacular walk. Once we gain our third Col we then begin our descent to the Dranse de Morzine. There is a sting in the tail though, as we have a short steep climb to our overnight stop in the ancient village of Biot!

Meals: **B D**




 Accommodation Hotel	 Ascent 870M	 Descent 1000M	 Time 8 hrs snowshoeing	 Distance 14KM
---	---	---	--	---

DAY 4

Walk beneath the Pointe de Cercle to reach the Montagne de Drouzin (1620m). Decend to Abondance.

From the village of Biot we walk through pine forest and across the snow-covered pastures of Thex. We pass beneath the Pointe de Cercle to reach the Montagne de Drouzin (1620m) and from here we descend into the Abondance valley and the Alpapes de Druges. We stay tonight in the charming and highly picturesque village of Abondance.

Meals: **B D**






 Accommodation Hotel	 Ascent 800M	 Descent 700M	 Time 7 - 8 hrs snowshoeing
 Distance 14KM			

DAY 5

Climb to the ridge of Mont Chauffe at Col de la Plagne (1546m). Descend to the village of Vacheresse.

We begin today by strolling past the famous 15th century cloister with its frescos. We then head off to the hamlet of Mont with its immense chalets in the Chablais style. After a good climb we reach the ridge of Mont Chauffe at Col de la Plagne 1546m. Then its off down into the stunning valley of Ubine which is uninhabited in winter. We then descend to the village of Vacheresse to spend the night there.

Meals: **B D**




 Accommodation Hotel	 Ascent 780M	 Descent 880M	 Time 6 - 7 hrs snowshoeing
 Distance 15KM			

DAY 6

From Vacheresse to the village of Bernex via Mont Baron (1556m).

From Vacheresse there are several ways to reach Mont Baron and we choose the most unspoiled, heading up the Replain valley to reach the final ridge to the top of Mont Baron (1556m) overlooking the Ugine Valley. From the top we have a long descent to the village of Bernex where we check into our overnight accommodation.

Meals: **B D**

 Accommodation Hotel	 Ascent 900M	 Descent 800M	 Time 6 - 7 hrs snowshoeing
 Distance 14KM			

DAY 7

Traverse of Mont Benand (1284m). Descend to Thollon (937m) and Lac Lemman. Transfer to Evian Les Bains.

We complete our traverse of the Chablais today starting with a traverse of Mont Benand (1284m) which affords great views of the Gavot plateau and Lac Lemman (Lake Geneva). Passing below the north face of the Memises, we then descend to Thollon (937m). Depending on conditions we may have to continue from here without snow shoes as we descend to Lac Lemman itself where we can dip a toe in the cold (if not frozen) waters. From the lake shore we transfer to the world famous spa town of Evian Les Bains where we have our last night.

Meals: **B D**

 Accommodation Hotel	 Ascent 525M	 Descent 1110M	 Time 6 - 7 hrs snowshoeing
 Distance 17KM			

DAY 8**Departure day. It is possible to return to Geneva by ferry or train from Evian.**

KE Land Only package services end after breakfast. Transfers are not included on this day. Our hotel is close to the Lake Geneva ferry terminal and the best and most scenic option to return to Geneva is to take the ferry across the lake from where it is possible to take the train into the airport. Alternatively, you could take a taxi to the railway station at Evian and travel by train to Geneva Airport. Our guide will assist us in organising onward travel.

Meals: **B**

Holiday Information

What's Included

- The services of a professional qualified International Mountain Leader
- All accommodation as described
- Meals as detailed in the Meal Plan
- Baggage transfers between each night's accommodation
- All road transfers required by the itinerary (Not airport transfers)
- All snowshoe equipment and safety equipment

What's not Included

- Airport transfers
- Some meals as detailed in the Meal Plan
- Miscellaneous spending - drinks etc.

Joining Arrangements & Transfers

TRAVEL TO YOUR DESTINATION

In some cases you may choose to take a ferry and/or train to your holiday start and end destination. Please see further information on [Travelling by Train](#).

If flying from the UK there are low cost airlines available to the start and from the end of your holiday.

To benefit from full financial protection, ease your holiday planning, and avoid dealing with airlines, we can book scheduled flights from the UK as part of a flight inclusive package. Scheduled flights are usually more expensive than low cost alternatives, however potentially less stressful if your flight is cancelled or delayed. If you book flights through KE Adventure Travel we will [offset the carbon of your flight](#).

The group will rendezvous at a pre-arranged meeting point in Geneva Airport. Within the Land Only price of the holiday we have arranged for a single timed transfer from Geneva Airport to the group hotel in the small village of Megevette, north of the town of Saint Jeoire in France (approximately 1 hour drive from Geneva Airport). This transfer will depart Geneva Airport at around 17.30 so you should book flights which allow you to comfortably meet this transfer. It is also possible to join the group in Megevette. The most convenient airport is Geneva and from here it is possible to take a train to Cluses (50 minutes) and a taxi from there to Megevette. The holiday ends in Evian-les-Bains on the shores of Lake Geneva. The easiest way to return to Geneva Airport is to take the morning ferry across the lake and then catch the train from there direct to the airport. A wonderful way to end the holiday! Full joining instructions together with contact and location details of the group hotel and an emergency telephone number, are provided with your booking confirmation.

Meal Plan

All breakfasts and dinners are included in the holiday price. Packed lunches can be ordered at your overnight accommodation (in preparation for Day One, you may wish to bring some muesli bars, chocolate and snacks with you). We suggest you allow 10 Euros per day for your lunches.

Food & Water

When in the towns and villages all tap water is drinkable. In mountain huts there is usually not a sustainable drinking water supply. Water in plastic bottles is brought in to the hut. All huts have a recycling point. If you have to purchase water in plastic bottles please buy the largest bottle you can so as to use less plastic. Please take purification tablets or a filter bottle (such as a [Water-To-Go bottle](#)) to treat your water if you can fill from a local stream. Bottled water is not provided. We do not encourage the purchasing of single use plastic bottles. Local authorities are working to find solutions to using plastic water bottles in huts. We monitor the situation carefully for updates.

As to be expected, the food available in guest houses and hotels in France is excellent. Continental breakfasts and evening meals are provided by our accommodation.

Special Diets

Whilst we can cater for vegetarians, albeit sometimes with a more limited choice, we cannot always provide special diets. Due to the nature of some of the trips that we operate and the countries in which we operate them, it can be very hard (and sometimes impossible) to cater for a wide range of dietary choices and you may have to supplement your diet with food/snacks from home. If you have specific dietary requirements please do speak to our sales team and they will be able to advise you whether or not we will be able to offer your specific choice. Please note that we are unable to provide separate menus and cannot accept liability for any problems arising from special dietary requirements or intolerances.

Accommodation

During the holiday the group will spend 7 nights in simple (2 star equivalent) hotels and guest houses. All accommodation is based on twin share and if you are travelling alone you will be paired with another independent traveller of the same sex. Single rooms may be available on request and will incur a supplementary cost.

Where possible we use family run establishments with a reputation for hospitality and food. The Traverse of the Chablais is a point-to-point trip, travelling from one tiny village to another, where there are very few, and sometimes no, alternative options for our overnights. We do not use mountain huts where you will be in dormitories, but we do have to use two basic hotels. However, they do have private bedrooms, and you will have private en suite facilities. On occasions when the accommodation is already fully booked we may have to spend two nights in one location, but will still snowshoe the route from point-to-point.

Group Leader & Support Staff

The group will be led by a qualified, English-speaking International Mountain Leader.

Altitude

This holiday does not involve any significant ascent to altitude and we would not expect any altitude issues with this trip.

Spending Money

We estimate that 200 - 250 Euros should be sufficient to cover all personal expenses including your non included meals, snacks and a reasonable amount of drinks including wine with your meals. There are cash point facilities in Megevette and in most of the places we stop on the route. If you intend to purchase items of equipment, you should budget accordingly (credit cards can be useful in this respect).

Baggage Allowance

For this holiday you should take one piece of luggage and a daypack. For international flights please check your baggage allowance with your airline.

You will only need to carry a daysack on the ski days and your main baggage will be transferred every day between accommodation points. Luggage will be mainly transported in cars and small vans so we would ask that you keep both size and weight of luggage to a respectable limit of around 12 kg (and only one bag per person). It is worth noting that you will be required to carry your own bag up and down from your accommodation every day; luggage with wheels can be useful for this holiday.

Group Size & Holiday Status

For each holiday there is a minimum number of participants required to enable it to go ahead. Once the minimum number is reached, the trip status will change from 'Available' to 'Guaranteed to run'. You can check the trip status for each departure in 'Dates and Prices' table. Other than in exceptional circumstances, we will not cancel a trip once it has achieved this guaranteed to run status and so you are free to proceed with your international flight booking and other travel arrangements.

General Information

Passport & Visas

Europe

Your passport must meet 2 requirements. It must be:

- less than 10 years old on the day you enter (check the 'date of issue')
- valid for at least 3 months after the day you plan to leave (check the 'expiry date')

For the latest details on visiting countries within the EU or the European Economic Area (EEA), please check the UK Government website

The information that we provide is for UK passport holders. A passport with 6 months remaining validity at the end of your stay is generally required, and you should have at least 2 blank pages for each country that you visit.

It is your responsibility to ensure that you have the correct travel documents and visas for your holiday. Please ensure that you check for the latest advice before travel. For the most up to date information on entry requirements, please visit the [UK Government website](#).

Health & Vaccinations

If you have a severe allergy please inform the KE office before you travel. We will do all we can to help, but we cannot guarantee an allergy free environment on KE trips. You will need to carry your own treatment for the allergy with you, as 'adrenaline auto-injectors' are not carried as standard by KE leaders and staff. You should inform your leader on arrival of your allergy, and let them know where you keep your adrenaline pen.

Vaccinations

You should contact your doctor or travel clinic to check whether you require any specific vaccinations.

GHIC / Medical cover

UK residents should carry a free Global Health Insurance Card (GHIC). This entitles you to state provided medical treatment when you're visiting an EU country or Switzerland. This is not a substitute for medical travel insurance which is vital when travelling overseas.

Currency

The currency for part or all of this holiday is the Euro.

Preparing for your Holiday

It makes a lot of sense to spend some time before coming on an active holiday getting some additional exercise. The fitter you are, after all, the more enjoyable you will find the experience. While regular hiking is the best preparation for this holiday, a weekly exercise plan (running, cycling, swimming etc.) is good for developing cardio-vascular fitness. Before setting off we recommend that you make time to fit in several long walks in hilly country. It is not necessary to have any previous experience of snow shoeing as the techniques required are simple and easy to learn.

Travel Aware

As a reputable tour operator, KE supports the British Foreign, Commonwealth and Development Office's '[Travel Aware](#)' campaign to enable British citizens to prepare for their journeys overseas. The 'Travel Aware' website provides a single, authoritative source of advice for all kinds of travellers and we recommend that prior to travel, all KE clients visit the official UK Government website at travelaware.campaign.gov.uk and read the FCDO Travel Advice for their chosen destination. North Americans can also check out the U.S. Department of State website: www.travel.state.gov for essential travel advice and tips.

KE treat the safety and security of all clients as the most important aspect of any trip we organise. We would not run any trip that we did not consider reasonably safe. Should the FCDO advise against travel for any reason, we will contact everyone booked to travel to discuss the situation. We receive regular updates direct from the FCDO and are in constant touch with our contacts on the ground. If you have any questions about government travel advice, please call our office.

Single Use Plastic

KE do not encourage the use of single use plastic items. We are ensuring that our agents all over the world are working together to reduce the problem and educate those around them. We are leading by example in our KE office by reducing our plastic use.

Books

- Walking in the Haute Savoie: North. by Janette Norton. Cicerone Guides

Maps

IGN 1:25K maps

For this holiday you will need two sheets: 3528ET and 3429ET

Travel Insurance

It is an essential condition of joining a holiday with KE Adventure Travel that you have a valid travel insurance policy to cover the cost of medical treatment and to protect the value of your holiday in the event of cancellation. When taking out insurance please ensure the policy you choose covers you for the activities and altitude included in your itinerary.

For appropriate insurance cover we recommend Campbell Irvine Direct. Please go to our [Travel Insurance](#) page for further information and to get a quote.

Please note that a paper copy of your travel insurance is required if you are travelling to Huaraz and the Huayhuash region.

Equipment Information

Equipment List

The following checklist should help you with your packing. As a general rule, you should always try to keep the weight of your equipment to a minimum.

You must bring the following items:

- Hiking boots (must be waterproof)
- Gaiters
- Trainers (for valley use)
- Socks
- Walking socks (2 or 3 pairs)
- Trekking trousers
- Lightweight waterproof overtrousers
- Underwear
- Thermal baselayer - leggings

- Thermal baselayer shirts
- T-shirts and/or casual shirts
- Fleece jacket or warm jumper
- Waterproof jacket
- Warm jacket (eg. down)

■ Daypack of approximately 30 litres capacity (you need to be able to securely attach your snow shoes to your daypack if required)

- Water bottles 1 Litre (x2) (we encourage re-filling water bottles rather than single use plastic)
- Water purification tablets
- Warm and waterproof gloves or mittens
- Fleece hat
- Sunglasses with side protection
- Ski goggles
- Headtorch and spare batteries
- Washbag and toiletries
- Antibacterial handwash
- Sunhat
- Sun protection (including total bloc for lips, nose etc.)
- Basic First Aid Kit including plasters, pain killers, and blister treatment.

The following items are optional:

- Spare laces
- Earplugs (particularly if you are not the one snoring!)
- Waterproof liner for your daypack
- Thermos flask
- Camera
- Travel clothes
- Swimming costume
- Reusable cloth bag for shopping (to avoid plastic bags)

The following Items are provided

- Snow shoes
- Ski poles
- Avalanche probe
- Snow shovel
- Avalanche transceiver

Please note you will be liable for any damage caused to the specialist equipment due to negligence.

If you wish to take your own ski poles, make sure that they have snow baskets fitted.

Cotswold Outdoor



Many of the Equipment items listed above are available from [Cotswold Outdoor](#) - our '**Official Recommended Outdoor Retailer**'. When you book a holiday with KE you will receive 12.5% discount voucher from Cotswold Outdoor and other retailers.
[>> Find out more](#)

Land Only Information

The dates above are for the LAND ONLY itinerary, joining at the group hotel in Megevette, near Saint Jeoire. The nearest airport is Geneva. Please refer to the 'Joining arrangements & transfers' for further details.

Flights SHOULD NOT be booked until you have received your booking confirmation and the departure is showing 'Guaranteed to Run' or 'Limited'.

If flying from the UK there are a number of low cost airlines offering flights to Geneva. These include Easyjet who have flights from London, Manchester, Liverpool & Glasgow and Jet 2 who have flights from Manchester, Leeds Bradford, Birmingham & Belfast. Other airports may be available.

If you would prefer to book a 'flight inclusive package' using scheduled airlines from the UK please contact our flights department for a quote. Whilst flight prices are likely to be more expensive you will benefit from full financial protection.

Why Choose KE

Why KE

This snowshoe holiday will take you to some of the least visited, yet exceptionally beautiful, regions of the Alps.

Please Note This document was downloaded on 22/05/2024 and the trip is subject to change