

Cycling Tour of Rajasthan

Trip Code: RJMB

Version: RJMB Cycling Tour of Rajasthan - India



CYCLE



GUIDED GROUP



MODERATE



HIGHLIGHTS

- Meet the locals as we cycle through timeless Rajasthan villages
- Game drive in search of tigers at Sariska National Park
- Chill out at the sacred lakeside settlement of Pushkar
- Visit Agra, with its magnificent Taj Mahal and Red Fort

AT A GLANCE

- 7 days biking
- 360 kilometres (225 miles)
- 100% tarmac or dirt road. 100% vehicle supported
- max altitude - 1100 metres
- Join at Delhi

ACCOMMODATIONS & MEALS

- All meals included
- 6 nights Hotel
- 1 nights Lodge
- 1 nights Sleeper Train
- 3 nights Hotel with swimming pool

VIEW DATES, PRICES & BOOK YOUR HOLIDAY HERE

Introduction

Our popular bike traverse of Rajasthan is a medley of sights, sounds and other sensory stimulation, as we ride on backroads from Udaipur to the Taj Mahal in a little over a week. After a backstreets city tour by bike, we take the overnight train from Delhi to Udaipur. Here, in the City of Lakes, we begin with a cycle tour amongst its fabulous landmarks. Then, we set off riding through the rolling Aravali Hills to Kumbhalgarh and the atmospheric lakeside town of Pushkar.

Passing farmers working in the fields and the locals travelling to market by foot and oxcart, we get a true feel for the lifestyle here. Throughout we have the reassurance of constant back-up from a support vehicle with a mechanic. Arriving at the 'Pink City' of Jaipur, we have a rest day to visit the famous landmarks including the fabulous Palace of the Winds and the imposing Amer Fort. Continuing our traverse of these majestic lands, we journey to the Sariska National Park where we can have another afternoon off the bikes, as we set off on a game drive in search of the elusive tiger. The next stops on our 2-wheel journey are at the Bharatpur bird reserve and at the former Mughal capital of Fatehpur Sikri, before a short, final transfer to Agra. Here, we walk from our hotel to make a dawn visit to the peerless Taj Mahal and also visit the very impressive Agra Fort, before transferring back to Delhi. If you are looking for a fun and at times quite frenetic biking adventure that's jam-packed with Indian culture and history, then this is the perfect holiday for you.

View our full range of [walking and trekking holidays in India](#).

Is this holiday for you?

ADVENTURE CYCLING. A mountain bike fitted with semi-slick tyres is ideal for this trip, which offers a technically straightforward ride mainly on quiet and fairly level tarmac side roads. There are 7 days of biking on the holiday and the first of these is a short introductory ride on the backstreets of Delhi. After this, we have 6 days averaging about 60 kilometres per day on roads that include only moderate hills. It is our intention at all times to enjoy the beauty of Rajasthan, and our full-time support vehicle means that if we have spent too much time sightseeing during any of the days, we have the option to cut short the day's ride and transfer to our next night's accommodation. We have included a couple of sightseeing days and half-days to ensure we get the most out of this outstanding area. Regular weekend leisure

cyclists will cope well with the biking on this holiday. BIKE HIRE AVAILABLE LOCALLY.

Itinerary

Version: RJMB Cycling Tour of Rajasthan - India

DAY 1

Meet at the hotel in Delhi. A group transfer from Delhi Airport is provided.

Your holiday begins at the hotel in Delhi. A group transfer from Delhi Airport is provided. Free time at the hotel in the afternoon, with a chance to enjoy the gardens and pool and also to reassemble your bike or to pick up and check out your hire bike.

Meals: **L D**



Accommodation

Hotel with swimming pool

DAY 2

Morning backstreet biking in Delhi. Afternoon sightseeing tour, then sleeper train to Udaipur.

After breakfast at the hotel, we will have a leisurely 2-hour cycle ride on some of the quieter backstreets of Delhi. This will allow us to get used to our bikes and also begin the process of our cultural immersion into India. Later, we will have lunch and also enjoy a short sightseeing tour, to include the impressive 73 metre high minaret of the Qutab Minar and possibly a stroll along one of the city's teeming market streets. In the early evening, we will go to the railway station and board the sleeper train that will take us overnight to Udaipur. Our bikes will have been sent by road to Udaipur earlier in the day.

Meals: **B L D**



Accommodation

Sleeper Train

DAY 3

Arrive Udaipur, transfer to the hotel. Afternoon cycle tour in a city known as the Pearl of Rajasthan.

We arrive in Udaipur in the early morning and transfer to our hotel in the city in time for breakfast. Our

bikes will soon arrive (if they have not already) and we will set off on a sightseeing ride through the city, known as the 'Pearl of Rajasthan'. Situated on the east side of Lake Pichola and surrounded by Aravalli Hills, Udaipur is also known as the 'City of Sunrise' and 'Venice of East'. During this leisurely ride, we will visit the City Palace complex. Dating back to the 16th century, there are several different palaces, with interlinking courtyards, terraces and gardens. There are views from the palace hill of Lake Pichola and the Lake Palace Hotel which completely covers the island of Jag Niwas. We can also look out across the city of Udaipur from the palace. Our ride will also take us to the Jagdish Temple, a large 17th century Hindu temple and a fine example of Aryan architecture. There are plenty of market areas on our route and there may be the opportunity to buy souvenirs. If we have time, another option is to take a boat trip on the lake. Overnight at our Udaipur hotel.

Meals: **B L D**






 Accommodation Hotel	 Ascent 300M	 Descent 300M	 Time 4 hrs cycling	 Distance 26KM
-----------------------------------------------------------------------------------------------------------------	---------------------------------------------------------------------------------------------------------	----------------------------------------------------------------------------------------------------------	----------------------------------------------------------------------------------------------------------------	-------------------------------------------------------------------------------------------------------------

DAY 4

Cycle on quiet backroads through timeless villages to Kumbhalgarh. Visit the impressive fort.

Our journey through the rural heart of Rajasthan begins after breakfast with a short transfer of about half an hour to Iswal. Here, we start our ride on quiet backroads and, heading generally northwards through lots of sleepy villages, to finally reach our overnight destination at Kumbhalgarh. This is probably the hardest day's biking of the holiday, as the roads are, at times, decidedly undulating. With its fortifications extending to over 36 kilometres and enclosing literally hundreds of Jain and Hindu temples, the 15th century Kumbhalgarh Fort is one of Rajasthan's more impressive sites. We have time to look around and to enjoy the views from the walls, before returning to our nearby hotel.

Meals: **B L D**

 Accommodation Hotel	 Ascent 700M	 Descent 400M	 Time 6 - 7 hrs cycling	 Distance 65KM
-------------------------------------------------------------------------------------------------------------------	-----------------------------------------------------------------------------------------------------------	------------------------------------------------------------------------------------------------------------	----------------------------------------------------------------------------------------------------------------------	---------------------------------------------------------------------------------------------------------------

DAY 5

Ride on country roads to Ghomti, then drive to the lakeside town of Pushkar. Visit the Brahma Temple.

Starting out directly from our hotel, we have a morning ride on minor roads to the village of Ghomti and a junction with the main highway (which links Udaipur and Jaipur). Here, we board our support vehicle and drive via Ajmer and then through the desert and across a low pass in the Snake Hills to the town of Pushkar. After checking in at our hotel, we have time to look around this wonderful town, which is one of

the Hindu religion's 5 principal centres of pilgrimage. Crowding around its lake, the white houses and temples of Pushkar present a striking image, especially from the prominent hilltop temple at sunset. In the late afternoon, the guide will take the group on a walk to the lake and to the unique Brahma Temple.

Meals: **B L D**

 Accommodation Hotel	 Ascent 340M	 Descent 650M	 Time 3 hrs cycling	 Distance 40KM
-----------------------------------------------------------------------------------------------------------------	---------------------------------------------------------------------------------------------------------	----------------------------------------------------------------------------------------------------------	----------------------------------------------------------------------------------------------------------------	-------------------------------------------------------------------------------------------------------------

DAY 6

Cycle through arid farmland to Rupangarh, with optional extension of the day's ride. Drive to Jaipur.

Continuing our exploration of the backroads of Rajasthan, we head north from Pushkar across arid farmland and through a number of small villages to Rupangarh, a famous marble centre. The marble for the Taj Mahal was excavated at Makrana in this same area. Nearby, too, is Sambhar Lake, where there is large-scale salt extraction. We have the option to extend our ride south of the lake to Naraina Railway Crossing, where we can get on the bus for the 2-hour transfer to Jaipur, where we overnight at a hotel.

Meals: **B L D**

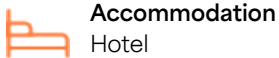
 Accommodation Hotel	 Ascent 410M	 Descent 520M	 Time 7 - 8 hrs cycling	 Distance 95KM
-------------------------------------------------------------------------------------------------------------------	-----------------------------------------------------------------------------------------------------------	------------------------------------------------------------------------------------------------------------	----------------------------------------------------------------------------------------------------------------------	---------------------------------------------------------------------------------------------------------------

DAY 7

Sightseeing in Jaipur. Visit the Palace of the Winds, the Jai Singh Observatory and the Amber Fort.

A day off the bikes, as we take a sightseeing tour of Jaipur, recognised to be one of the most attractive and colourful cities in India. Known as the 'Pink City', Jaipur was laid out on a grid of broad avenues, with sandstone buildings some of which were later painted pink. In the centre, is the old Maharaja's residence, the City Palace which now contains an excellent museum, where we can see fine paintings, old clothing dating from the time of the Maharajas and collections of antique weapons - certainly worth a visit. We will also have time to check out another of Jaipur's most impressive landmarks, the Hawa Mahal, or Palace of the Winds. Also on our tick-list is the amazing observatory of Jai Singh, which has a number of giant astronomical instruments fashioned out of brass and marble and laid out in a garden. The splendid Amer Fort is another unmissable attraction and is located just outside the city. Jaipur is also a centre of many handicrafts, with hand-woven carpets, leather goods and jewellery amongst the most prominent. We spend a second night at our Jaipur hotel.

Meals: **B L D**



Accommodation
Hotel

DAY 8

Drive to Ramgarh and bike through the beautiful Aravali Hills to Sariska.

Another great day of biking on the backroads of Rajasthan, which starts with a short transfer to Ramgarh. From here, we follow quiet roads that meander through a part of the Aravali Hills. There are many farms and villages and neat fields dotted with trees. Traversing open valleys and rocky ridges, we have a reasonable amount of ascent and descent, as we travel via the small town of Pratapgarh and reach our accommodation in the Sariska National Park in the afternoon. Depending on our arrival time, there may be time to use the pool at our resort-style hotel.

Meals: **B L D**



DAY 9

Morning game drive at Sariska, followed by a day of backroads cycling. Final transfer to Bharatpur.

We will have an early start for a game drive in the park. This is a hilly park, well covered by deciduous woodland and is home to many bird and animal species, such as leopard, sambhar, chital, nilgai, four-horned antelope, wild boar, rhesus macaque, langur, hyena and jungle cat. Returning to the lodge for breakfast, we will then set off on our bikes through the reserve area. The Sariska National Park is located in a tranquil region served only by minor roads and perfect for our relaxed exploration by bike. Following back roads, initially through the park itself, we can fully immerse ourselves in the sights and sounds of rural India. Heading east and then south, we are soon within striking distance of our next overnight lodge at the famous bird reserve of Bharatpur. We may need to use the support vehicle for a short, final section of today's route.

Meals: **B L D**



DAY 10

Optional visit to bird sanctuary at Bharatpur. Then, cycle to Fatehpur Sikri, before driving on to Agra.

There is the option to get up early for a visit to the bird sanctuary at Bharatpur reserve. For anyone interested in India's birdlife this is a must. There are around 230 species of birds in the park, including many waterfowl and several species of eagles. This tour will need to be arranged by your guide and paid for locally. Those who opt for this tour will return to the lodge for breakfast, before the group heads out mid morning on the short and final cycle ride of the holiday. We will cycle easily on backroads to the former Mughal capital of Fatehpur Sikri, where we take a tour. Built by the emperor, Akbar, in 1569 and including a number of royal palaces, a harem, courts, a mosque, private quarters and other utility buildings, Fatehpur Sikri is one of the best preserved collections of Indian Mughal architecture in India. After our visit, we board the support vehicle for the short transfer to Agra, where we check in at our hotel close to the Taj Mahal.

Meals: **B L D**



Accommodation
Hotel



Ascent
15M



Descent
15M



Time
3 hours



Distance
34KM

DAY 11

Early morning at the Taj Mahal then visit the Agra Red Fort. After lunch, transfer back to Delhi.

We have an early, pre-dawn, start for the walk down to the Taj Mahal. The gates open shortly before sunrise, allowing us to be in place to appreciate the sheer magnificence of the Taj Mahal, built out of white marble by Emperor Shah Jahan as a mausoleum for his beloved wife, Mumtaz Mahal who died in 1631. This fabulous piece of supreme Mughal architecture is one of the unquestioned man-made wonders of the world and cannot fail to impress. Later we visit the almost equally impressive Red Fort of Akbar which commands views along the Yamuna River, with the Taj in the distance. After lunch we transfer back to Delhi (5 to 6 hours), where we check in at our hotel for our last night of the trip.

Meals: **B L D**



Accommodation
Hotel with swimming pool

DAY 12

Your holiday ends after breakfast. A group transfer to Delhi Airport is provided.

Your holiday ends after breakfast. A group transfer to Delhi Airport is provided.

Meals: **B**



Extensions

When booking your holiday, you will be able to 'add an extension option'. Once we have received your booking we will contact you to discuss additional services required for the extension and to take any additional deposit.



Dharamsala and the Dalai Lama

Dharamsala is a former British Raj hill-station in the Dhauladhar mountain range and currently home to the Dalai Lama and the Tibetan Government in exile. On this four day extension, you will be able to sample a flavour of life in Tibet and enjoy visits to the Dalai Lama's temple complex; the Norbulingka Institute; the Tibetan children's village and visit a local Gaddi Tribal village to experience the life of the people who traditionally inhabit the lower reaches of the Dhauladhar.

4 days from
US\$1,075 per person



Delhi Sightseeing Tour - Full day

Old Delhi is centred on the Red Fort and is a labyrinth of narrow, bustling streets including Chandni Chowk bazaar. Must-sees here include the Red Fort, built by Emperor Shah Jahan; Hummayan's Tomb, constructed in similar style to the Taj Mahal and the towering Qutab Minar minaret. New Delhi was the creation of the British Raj who wanted to show their ascendancy over the former Mogul rulers with many grand buildings designed by the greatest ever British architect, Sir Edwin Lutyens. Exploring this area by vehicle will give a glimpse of this interesting aspect of India.

1 day from
US\$170 per person

Holiday Information

What's Included

- A professional local English speaking biking leader
- A single group transfer from Delhi Airport on Day 1
- A single group transfer to Delhi Airport on Day 12
- Overnight train from Delhi to Udaipur
- All land transport involved in the trip itinerary
- Support vehicle / driver and mechanic
- All accommodation as described
- One game drive in Sariska National Park and park fees
- Monument entrance fees as per itinerary
- All meals

What's not Included

- Travel insurance
- Indian Visa
- Delhi Airport transfers (other than the group transfers on Day 1 and Day 12)
- Tips for drivers and other staff
- Miscellaneous personal expenses - drinks and souvenirs etc
- Bike hire

Joining Arrangements & Transfers

The group will meet at the hotel in Delhi on Day 1 of the Land Only itinerary.

A single group transfer is provided from Delhi Airport on Day 1 of the Land Only itinerary and back to the same airport on the final day of the Land Only itinerary.

Anyone may join the group transfers by prior arrangement. Travelling as a group or on public transport saves energy. If this is not practical, we can provide private transfers at an additional cost. Taxis are also available.

Hotel contact details and an emergency number will be provided with your booking confirmation.

Meal Plan

All meals are included, from lunch on Day 1 of the Land Only itinerary to breakfast on Day 12.

Special Diets

Whilst we can cater for vegetarians, albeit sometimes with a more limited choice, we cannot always provide for special diets. Due to the nature of some of the trips that we operate and the countries in which we operate them, it can be very hard (and sometimes impossible) to cater for a wide range of dietary choices and you may have to supplement your meals with food/snacks from home. If you have specific dietary requirements please do speak to our sales team and they will be able to advise you whether or not we will be able to offer your specific choice. Please note that we are unable to provide separate menus and cannot accept liability for any problems arising from special dietary requirements or intolerances.

Food & Water

It is not recommended to drink untreated water from the taps. You should take purification tablets or a filter bottle (such as a [Water-To-Go bottle](#)) to treat your water. We do not encourage the purchasing of single use plastic bottles.

Part of the experience of a visit to India is sampling the excellent local food. Indian cuisine offers a wide choice of dishes, much more variety than the 'curries' we are used to in Indian restaurants at home. Whether the food is presented as a dinner buffet or as a set menu, there will always be vegetarian options. In some places, there will also be familiar international dishes. Breakfasts include cereals, bread, possibly in the form of local 'rotis', eggs, hard-boiled or omelette, often one or two delicious, spicy Indian breakfast options, fruit, juice, hot water for tea or coffee. Lunches will usually be at a restaurant where you can choose what you want - the guide will help with this.

Accommodation

The group will have one night at a hotel close to Delhi Airport at the beginning of the trip and another night at the same hotel at the end of the holiday. Along the route we have 9 nights in various hotels and lodges at a comfortable 'tourist' standard. There is also a single night on the sleeper train from Delhi to Udaipur. The train bookings are made in 2nd Class AC which is the best standard that can be pre-booked. The compartments are separated by curtains into 4-berth (2 bunk-beds) and 2-berth (1 bunk-bed) sections with sheets, blankets and a pillow provided. All accommodation (except on the train as described) is allocated on a twin-sharing basis. If you are travelling by yourself, you will be paired up with another single client of the same sex. Depending upon availability it may also be possible to arrange single rooms. For additional hotel prices and single supplement costs please refer to the Dates and Prices page of the trip on our website.

Group Leader & Support Staff

The trip will be led by an experienced local English-speaking biking leader. In addition the group will be accompanied by one or more support vehicles and a designated mechanic.

Altitude

This holiday does not involve any significant ascent to altitude and we would not expect any altitude issues with this trip.

Spending Money

Approximately £200 (or equivalent in euros, US dollars etc.) changed into local currency (Indian rupees), should be allowed for miscellaneous expenses, including tips for your driver and guide, beer and soft drinks, etc. There are several opportunities to buy souvenirs on this trip. Sterling, US dollars and euros are readily exchanged in Delhi. Since you will be changing the majority of your spending money into local currency on the day of arrival, we recommend taking this in cash. Credit cards can be used to purchase many goods in Delhi, Udaipur, Jaipur and Agra and are particularly useful for more expensive souvenirs. It is possible to withdraw cash (rupees only) from cash machines in Delhi, Udaipur, Jaipur and Agra using credit and debit cards.

Guidance on Tipping

Tipping is an accepted and expected part of Indian culture, although you should only tip for services which are well done. Your guide will help with sundry tipping; bell boys, other hotel staff, toilet attendants, lunchtime restaurant staff, Sariska staff and railway porters. This means you don't need to concern yourself with who to tip and who not to tip. Your guide may set up a tip 'kitty' for this and you will be asked to contribute £20 - £30 each (in rupees) for this. You should pay a tip to your driver at the end of the holiday. This should be done by the group as a whole and your tour guide will help you decide on an appropriate amount. You will have the opportunity to tip your tour leader separately during dinner on the final evening of the holiday. As a rough guide and depending on group size, we suggest that you should allow a total of £80 for tips - although the amount you give is entirely up to you.

Additional Information

The Archaeological Survey of India (ASI) are responsible for the conservation of many monuments in India (including the Taj Mahal). This organisation will occasionally undertake work to restore the various monuments, but often without notice, so it is difficult to forewarn our customers of this work. It is possible that, at any time, monuments on this holiday could be having work done on them.

Your Bike

If you are taking your own bike, we suggest that a 'hardtail' mountain bike with front suspension is appropriate for this holiday. It should have a good range of gears and we recommend you fit fast-rolling all-rounder or semi-slick tyres which work well on the surfaced roads and non-technical trails typically found on our **Adventure Cycling** holidays.

Since you are depending on your bike to transport you throughout your holiday, it's important to ensure it is in good working order. If you are not mechanically minded, get your local bicycle dealer to service it for you.

Please contact us if you are unsure about the suitability of your bike.

Bike Hire

Bike hire is available locally for this holiday. Our local agent has a range of Merida (Matts 40 and Matts 20 hardtails). These bikes generally have Shimano Acera and Altus components. They have Tektro Disc Brakes, 100mm front suspension and 26 inch diameter wheels. They are available in a range of frame sizes - from 13 to 21 inches. Bikes can be reserved, subject to availability, at a cost of £105 (price subject to change).

There is also a limited availability of EMotorad e-bikes which have Shimano components, 100mm front suspension and mechanical disk brakes. If you are interested in hiring an e-bike please let us have your height and we will check availability for you. The cost of hiring an e-bike is £200 (price subject to change).

Bike hire charges must be paid locally in cash (either in £GBP or rupee equivalent) and do not cover you if you lose the bike or damage it beyond 'fair wear and tear'. Contact the KE office if you want us to reserve a bike for you. Your hire contract will be with our local agent and KE cannot be held responsible for any issues arising from bike hire. If you do hire a bike, we recommend that you take your own shoes, pedals and possibly even your saddle, which will go a long way towards making it feel like your own bike. You must also take your bike helmet, which you will wear whenever you are biking.

Travelling With Your Bike

Airlines require that you pack your bike properly for travel and for this holiday we recommend that you use a purpose-made soft bike bag. These can be relatively inexpensive. They are also light in weight, easy to handle and, most importantly, can be packed into a small space to allow easy transportation in the support vehicle. You will need to partially dismantle your bike to pack it in your bag.

PLEASE DO NOT USE a purpose-made rigid bike box for this holiday. We do not have the space in the support vehicle to transport these bulky items.

Please contact us if you have any questions regarding travelling with your bike.

Vehicle Support

Throughout this trip we have the back up of one or more support vehicles. Each morning our main baggage will be loaded onto the support vehicle which will follow the group on the day's ride. The local biking leader and the support vehicle driver will watch over the group and will carry mobile phones, allowing you to contact them in the case of a breakdown or other incident. We want everyone to enjoy their cycling experience on this trip and we recognise the importance of group members being allowed to cycle at their own pace. On most of our biking holidays it is usual that there can be a fair distance between the front and rear cyclists in the group and there may be times when other group members, vehicle support and biking leader are out of sight. However, our regular stops mean that it's never long before we regroup. The support vehicle will pick up any group members who wish to take a break from cycling at any time.

Baggage Allowance

Apart from your bike in its bag (if you are taking your own bike), you should travel with one main item of luggage, such as a KE Trek Bag or similar holdall, as well as a small day pack or mountain bike-specific hydration pack. The day pack can be used to carry valuable items such as cameras and GPS devices whilst travelling and will also carry your day-ride essentials during the rides.

Your baggage allowance on the flights will depend on your airline. When choosing your flights, whether booking them directly or through KE, you will need to consider the cost of carrying your bike. These costs are your responsibility.

Group Size & Holiday Status

For each holiday there is a minimum number of participants required to enable it to go ahead. Once the minimum number is reached, the trip status will change from 'Available' to 'Guaranteed to run'. You can check the trip status for each departure in the 'Dates and Prices' table. Other than in exceptional circumstances, we will not cancel a trip once it has achieved this guaranteed to run status so you are free to proceed with your international flight booking and other travel arrangements.

General Information

Passport & Visas

The information that we provide is for UK passport holders.

A passport with 6 months remaining validity at the end of your stay is generally required, and you should have at least 2 blank pages for each country that you visit.

For other nationalities, please refer to your own Government website for the latest information.

It is your responsibility to ensure that you have the correct travel documents including vaccinations and health certificates (see *Health & Vaccinations below*), **and visas for your holiday**. Please ensure that you check the [FCDO](#) for the latest advice for **each country visited** before travel.

Visa India

Most nationalities, including travellers from the UK, the USA and many European countries can apply for their Indian Visa online through the **E-Visa Application** process. You must make your application at least four days prior to departure. Please download the detailed information document for details of how to apply for your visa: [Visa India PDF](#)

NB. The application process can be temperamental and we suggest you try a different browser (Firefox is known to work) if your application does not at first go through.

e-Arrival Card - Important

Separately and additionally, foreign nationals must now complete an e-arrival card to present at immigration on arrival in India along with their e-Visa. This digital form replaces the paper disembarkation card (which will continue to be available on your flight or on arrival until March 2026). The digital e-Arrival form is found here <https://indianvisaonline.gov.in/earrival/>. It should be completed **within the 3 days prior to your arrival in India**.

Sikkim

If you are joining one of our Sikkim Beneath Kangchenjunga (SIK) groups, we will ask you to complete a Sikkim Permit form approximately 20 days before you travel. You will need your Indian Visa details for this form. A 30-day E-Tourist Visa can be applied for within 30 days of travel and will usually be processed within a couple of days. As an alternative you can apply for a 1-Year E-Tourist Visa within 180 days of travel. **DO NOT MENTION SIKKIM** in 'Places to be visited' when you make your application.

Health & Vaccinations

Vaccinations:

You should be up to date with the routine vaccinations recommended in the UK for overseas travel.

You must also contact your doctor or travel clinic to check if there are specific vaccinations or other preventive measures that you need for the area you are visiting, in good time before you are due to depart.

On holidays to more remote areas you should also have a dental check-up.

It is your responsibility to ensure that you have the correct travel documents including vaccinations and health certificates.

Please check the [FCDO](#) and [Travel Health Pro](#). For all of your intended destinations for up-to-date advice.

Severe Allergies:

If you have a severe allergy please inform the KE office before you travel. We will do all we can to help, but we cannot guarantee an allergy free environment on KE trips.

Currency

The currency of India is the Indian Rupee.

Preparing for your Holiday

The better shape you are in, the more you will enjoy your trip. We suggest that you follow a sensible weekly exercise regime and fit in a number of long cycle rides in hilly country before your holiday. This will also provide you with an opportunity to make sure your riding kit is tried and tested before you travel. Whilst cycling is obviously the best activity to prepare you for this trip, running and swimming are also good for developing aerobic fitness and stamina.

Climate

From November to February, the climate in this part of India will offer very pleasant riding conditions. Daytime maximum temperatures are usually between 25 and 30 degrees Centigrade, with little humidity. Evenings and mornings can be cool, however, especially in December, with temperatures falling as low as 10 degrees Centigrade. There is likely to be very little rainfall in Rajasthan during this period, although the odd shower can never be ruled out.

Travel Aware

As a reputable tour operator, KE supports the British Foreign, Commonwealth and Development Office's '[Travel Aware](#)' campaign to enable British citizens to prepare for their journeys overseas. The 'Travel Aware' website provides a single, authoritative source of advice for all kinds of travellers and we recommend that before travel, all KE clients visit the official UK Government website at travelaware.campaign.gov.uk and read the FCDO Travel Advice for their chosen destination. North Americans can also check out the U.S. Department of State website: www.travel.state.gov for essential travel advice and tips.

KE treat the safety and security of all clients as the most important aspect of any trip we organise. We would not run any trip that we did not consider reasonably safe. Should the FCDO advise against travel for any reason, we will contact everyone booked to travel to discuss the situation. We receive regular updates directly from the FCDO and are in constant touch with our contacts on the ground. If you have any questions about government travel advice, please call our office.

Single Use Plastic

KE do not encourage the use of single use plastic items. We are ensuring that our agents all over the world are working together to reduce the problem and educate those around them. We are leading by example in our KE office by reducing our plastic use.

Books

- Rajasthan, Delhi and Agra. Lonely Planet
- Rajasthan, Delhi and Agra. Rough Guides

Maps

Rajasthan Flexi Map. Insight Guides. Scale: 1:1,900,000

On one side is a road map of Rajasthan at 1:1,900,000. (includes Delhi and Agra). Topography is shown by relief shading and colouring with spot heights. The map presents the region's road and rail networks, including selected local roads, with driving distance shown on main routes. On the reverse are indexed street plans of central Jaipur, Udaipur and Jodhpur, highlighting various sights, public buildings and selected hotels. A special feature of the Insight Flexi series are panels with additional tourist information.

Private Groups Information

Make this KE cycling holiday your own!

- Do our normal group departure dates not fit?
- Are you wanting to travel with just your friends or family?
- Are you looking to organise a trip for your local cycling club?

We are experts in creating holidays for groups of friends, families, charities, and cycling clubs. Our personal service means you'll be fully involved as we make the arrangements for your perfect adventure holiday.

Independence with Security

Travelling as a KE Private Group allows you more flexibility and choice, but still with the peace of mind that everything is pre-planned and arranged for your group by a reputable adventure travel company.

To take your first step to an amazing adventure with your friends and family complete the private group enquiry form, or call our **Sales Experts on: 017687 73966**

Travel Insurance

It is an essential condition of joining a holiday with KE Adventure Travel that you have a valid travel insurance policy to cover the cost of medical treatment and to protect the value of your holiday in the event of cancellation. When taking out insurance please ensure the policy you choose covers you for the activities and altitude included in your itinerary.

For appropriate insurance cover we recommend Campbell Irvine Direct. Please go to our [Travel Insurance](#) page for further information and to get a quote.

Explore International

This holiday is part of our Explore International range. Participants on these trips can book through KE or through one of our international partners. This helps us to gather together sufficient numbers of like-minded adventurers to get your holiday up and running quickly. Led by an English-speaking guide, the cosmopolitan nature of these groups can be an important part of the experience!

Equipment Information

Equipment List

For this holiday you will need your usual cycling clothing, including shoes, cycling gloves and helmet (which must be worn at all times when cycling).

Whether you are hiring a bike or taking your own, we recommend that you take the usual day-ride essentials of: mobile phone, multi-tool, mini-pump, tyre levers, spare tubes and puncture repair kit.

Bike Wear:

- Cycling helmet
- Trainers or stiff-soled cycling shoes
- Daypack or mountain bike-specific hydration pack (e.g. Camelbak)
- Water bladder - min. 2 litres water capacity (we encourage re-filling rather than single use plastic)
- Padded (baggy) cycling shorts
- Base-layer - short sleeve cycling tops
- Mid-layer - long sleeved cycling tops
- Fleece jacket or jumper
- Lightweight windproof-waterproof jacket
- Regular biking gloves
- Buff
- Sunglasses
- Sun cream (inc. total bloc for lips/nose)
- Camera

Other Stuff:

- Travel and off-the-bike clothing and footwear
- Lightweight, loose-fitting trousers to cover up on village visits
- Wash bag, towel, toiletries, including anti-bacterial handwash

- Headtorch and spare batteries

- Swimwear

- Basic First Aid kit and personal medication

- Chamois cream (e.g. Assos/Ozone)

- Water purification tablets

- Reusable cloth bag for shopping (to avoid plastic bags)

Spares:

If you are hiring a bike you do not need to bring any spares. The hire bikes are provided in good condition and a supply of spares is carried. You may be asked to pay directly for any spares used, especially in the case of crash damage or damage by mis-use. If you are taking your own bike, you should consider taking a minimum of spares, including a couple of spare spokes (for each wheel if they are different), spare brake blocks (or brake disc pads), chain links/chain connector, rear derailleur hanger and any non-standard parts specific to your bike.

Repairs:

Whilst not essential, it is a good idea that you familiarise yourself with how to carry out at least some basic repairs to your bike e.g. changing an inner tube and fixing a puncture. Your bike guide will be happy to help with repairs and general maintenance, but being able to carry out a simple repair yourself could save the inconvenience of having to wait for assistance.

Hydration and Energy Snacks:

You should take suitable water bottle(s) (we encourage re-filling water bottles rather than single use plastic) or a hydration pack and you should also consider taking a small supply of the gels, power bars or sports drink mix that you would normally use on a ride at home.

Please contact us if you have any questions about your equipment.

Satellite Communications:

India does not currently allow the carrying of satellite communication devices such as satellite phones and Garmin 'inReach'.

If you use such devices, please do not bring these with you to India.

Land Only Information

Please refer to the 'Joining Arrangements & Transfers' within Holiday Information for further details.

Flights and other transport to your destination should not be booked until you have received your booking confirmation and the departure is showing 'Guaranteed to Run' or 'Limited'.

Land Only Information

The LAND ONLY dates and prices are for the itinerary starting at the hotel in Delhi. A single group transfer is provided from Delhi Airport on Day 1 of the Land Only itinerary and back to the airport on the final day of the Land Only itinerary.

Flight Inclusive Information

Limited seats are available at the advertised flight price, please book as early as you can. If we are unable to secure seats at the price shown, or you have requested regional departures and/or upgrades, we will provide you with an alternative quote. It is likely that flight payment will be in advance of your final holiday balance. Booking a flight inclusive package means you will benefit from full financial protection, eases your holiday planning, and leaves us to deal with airlines and schedule changes. If you book flights through KE Adventure Travel we will [offset the carbon of your flight](#).

Regional departures and/or alternative carriers are available on request.

Flight Inclusive Information

The FLIGHT INCLUSIVE dates and prices are based on UK flights from London to Delhi. Outbound flights will usually depart the UK in the early evening, arriving in the morning of the following day (Day 1 of the Land Only itinerary). Return flights will depart Delhi Airport in the morning of the final day of the holiday, arriving in the UK later the same day.

Why Choose KE

Why KE

The best of Rajasthan and amazing valueOur improved itinerary includes many of the highlights of Rajasthan - Udaipur, Jaipur, a game drive in search of tigers at Sariska and, of course, the magnificent Taj Mahal. All of this at a leisurely pace, with full vehicle support and a professional cycling guide. What's more, Delhi Airport transfers and all meals are included. The saving on meals alone over some of our competition can amount to as much as £300.

Please Note This document was downloaded on 18/04/2026 and the trip is subject to change