

Road Cycle Tour of Toubkal

Trip Code: MSMB

Version: MSMB Road Cycle Tour of Toubkal



CYCLE



GUIDED GROUP



MODERATE



HIGHLIGHTS

- Spring and autumn road cycling tour in sunny Morocco
- Exploring the vibrant souks of magical Marrakech
- The Ounila Valley and the iconic kasbah of Ait Benhaddou
- Cycling through the Draa Valley to the oasis town of Zagora
- Bike the Tizi n`Tichka and Tizi n`Test, the highest roads in Morocco

AT A GLANCE

- 7 days biking
- 695 kilometres (435 miles)
- 100% road
- 100% vehicle supported
- Max. altitude 2260 metres
- Join at Marrakech

ACCOMMODATIONS & MEALS

- All meals included
- 4 nights Hotel with swimming pool
- 2 nights Hotel
- 2 nights Gite / Hostel

[VIEW DATES, PRICES & BOOK YOUR HOLIDAY HERE](#)

Introduction

Early and late in the year, Morocco is the perfect destination for a road cycling holiday, with predictably good weather and lots of low-cost flight options into Marrakech. South of this magical, 'Arabian Nights' city, our well-established and now classic cycling holiday follows generally good tarmac roads, biking across the Atlas Mountains by way of the Tizi n'Tichka (2260m) to the desert frontier town of Zagora and then returns via an alternative, exciting and little-used road over the Tizi n'Test (2092m).

Staying in simple hotels and gites throughout our circuit, we will be accompanied by an experienced local cycling guide and one or more support vehicles. The whole range of Moroccan experiences awaits us - the colourful street vendors and Berber acrobats of Marrakech's central Djema el-Fna square, the exquisite flavours of the local cuisine, spectacular views of the rugged Atlas peaks and the stunning landscape of kasbahs and palm trees in the Ounila and Draa valleys, as we cycle southwards through the Jebel Sahro region to the edge of the Sahara. Making a bike circuit around Mount Toubkal (4167m), North Africa's highest peak, and involving some superb days of climbing and descending on sinuous mountain roads, this is a brilliant long distance cycling holiday.

View our full range of [adventure holidays in Morocco](#).

Is this holiday for you?

ROAD CYCLING. If you are looking for a road cycling holiday with a difference, early or late in the season and in a part of the world that see few road cyclists, this is one to consider. We ride a mix of main and minor roads, with only short sections of these roads seeing any weight of traffic. This is a trip for regular weekend road cyclists who will enjoy the challenge of biking around North Africa's highest peak. We have chosen to run the trip either side of the hot summer period, when the temperatures should be ideal for the ride - warm, but not too warm. This is totally supported riding - at the start of the day, when the group sets off biking, your baggage will be loaded into the support vehicle and transported to the next overnight halt. Apart from a fixed rendezvous for lunch and regular water stops, you are free to cycle at your own pace, with the support vehicle never far away. This holiday has 7 days of fairly continuous riding, with a daily average of 100 kilometres and 1000 metres of ascent and descent and just 2 short vehicle transfers. Accommodation is in a mix of simple hotels, with 1 night in a basic but charming gite. Stunning scenery, atmospheric overnight accommodation and a magnificent point-to-point route make this an unforgettable experience. EXCELLENT BIKE HIRE AVAILABLE LOCALLY.

Itinerary

Version: MSMB Road Cycle Tour of Toubkal

DAY 1

Meet at the group hotel in Marrakech. Transfers from Marrakech Airport are provided.

Your holiday starts at the group hotel in Marrakech. Transfers from Marrakech Airport are provided. Depending on your flight arrival time and after settling in you may have the opportunity to do a little exploration. Marrakech is a friendly city and it is quite easy to get around. Most people head for the central square of the Djemma el-Fna close to the imposing tower of the Koutoubia Mosque. If you have brought your own bike, you should reassemble it today.

Meals: **D**



Accommodation






Hotel with swimming pool

DAY 2

Short transfer, then cycle via the Tizi n'Tichka (2260m), Telouet and Ait Behnaddou to Ouarzazate.

Those who have hired bikes will pick them up this morning. Then, after loading up the support vehicle, we drive out of Marrakech on the main road towards Ouarzazate. We are quickly into the foothills of the Atlas Mountains and cross the Tizi n'Ait Imguer (1470m), which is a regular Sunday morning challenge for local Marrakech road bikers. After just 2 hours drive, we reach the little town of Taddert (1670m) and the starting place of our ride. Here, we can choose one of a number of excellent cafes, where we can have a cup of coffee or a coca cola to set us up for the ride. Just outside town is a great lay-by where we can unload our bikes for the off. This first day of biking is brilliant and starts with a steady 1-hour climb to the Tizi n'Tichka (2260m). At the pass, there are good views and an unmissable photo opportunity, before we begin the descent. After a short descent, we turn off the main road (N9) and cycle eastwards for 20 kilometres on an undulating road to the town and kasbah of Telouet where we will stop at a cafe for lunch. The road continues heading east for a further 10 kilometres and then, at Anmitter, turns abruptly southwards to follow the picturesque valley of the Asif Ounila, descending predominantly for the remainder of the day's ride. Passing through a striking landscape, with several Berber villages, palm groves and kasbahs, including the famous Ait Behnaddou, it's a fantastic 60 kilometre ride from Anmitter to our overnight stop at Ouarzazate (1160m).

Meals: **B L D**






	Accommodation Hotel with swimming pool		Ascent 1500M		Descent 2040M		Time 6 - 7 hrs cycling
	Distance 110KM						

DAY 3

Morning sightseeing in Ouarzazate, then undulating ride via the Tizi n'Tiniffit to Agdz.

There's no need for an early start today, as we have just a short stage to ride. So, after breakfast, we have time to explore the well-preserved Kasbah de Taourirt (entrance fee payable locally) and the colourful market streets or 'souks' of Ouarzazate. Mid morning, we set off on a quiet road that skirts the western edge of the Jebel Sahro range of mountains. Again, it's a pretty good surface all the way, undulating a little and with some long, straight sections. We climb to cross an unnamed pass (1600m) after 35 kilometres and descend to the village of Ait Saoun which provides us with the opportunity of a cafe stop for our lunch. The high point of the day is at the Tizi n'Tiniffit (1660m), beyond which there is a superb downhill all the way into Agdz (942m), our overnight stop. Set amongst red hills, Agdz is located on the old camel caravan route between Marrakech and Timbuktu - its name means 'resting place'.

Meals: **B L D**






	Accommodation Hotel		Ascent 950M		Descent 1100M		Time 3 - 4 hrs cycling		Distance 70KM
-------------------------------------------------------------------------------------	-------------------------------	-------------------------------------------------------------------------------------	-----------------------	-------------------------------------------------------------------------------------	-------------------------	-------------------------------------------------------------------------------------	----------------------------------	---------------------------------------------------------------------------------------	-------------------------

DAY 4

Ride through the palm tree-lined Draa Valley to the Saharan gateway town of Zagora.

Today we have an early start for the ride down to Zagora on the edge of the Sahara, on good tarmac all the way. Although this takes us away from the circuit of Toubkal, this really is an unmissable detour, following the famous Draa Valley. It is a relatively level ride on the west bank of the Draa River, made interesting by the scenery, which features farmland and palm trees, with lots of small villages, some of which take the form of impressive fortified 'kasbahs'. Passing through these small oases, we have the chance to stop for mint tea or coffee at wayside cafes and also to check out the villages themselves - we may be lucky enough to come across a local market in full swing. During the hottest part of the day, we will stop for lunch at one of the villages en route. Zagora (725m) is the biggest town in the region and is recognised as the 'Gateway to the Sahara'. We will certainly want to stop for pictures alongside the famous sign that points out into the desert with the warning - 'Tombouctou....52 jours' - supposedly the time it takes for a camel caravan to reach Timbuktu.

Meals: **B L D**

	Accommodation Hotel with swimming pool		Ascent 350M		Descent 550M		Time 4 - 5 hrs cycling
	Distance 95KM						

DAY 5

Transfer back to Agdz and ride westwards below the High Atlas, to Tazenakht.

To reconnect with the road around Toubkal, we start the day with an early drive back to Agdz, which takes 2 hours. Here, after a cafe stop, we set off on an excellent and very little used road that heads west to eventually link up with the main road on the south side of Toubkal. Little wider than a single track road, this strip of tarmac makes its way along the Oued Tamsift Valley to the remote village of Tasla. Our route is pretty straight with just the odd undulation and we will be obliged to stop off for a picnic lunch at a convenient roadside location, as we pass no cafes until later in the day. Beyond Tasla, we encounter a stretch of rough road with lots of potholes and this continues via a couple of minor passes to the cobalt mining town of Bou Azzer. We then drop down through a rocky gorge, a 10 kilometre downhill that leads to the junction with the main road coming up from the south, from the desert-edge settlement of Fom Zguid. There is a small teashop at the junction, the only one we pass all day. From here, there is slightly more traffic (but it's still fairly quiet) for the final part of the day's ride which takes us over a couple of easy passes. Notable is the final 300-metre climb to the Tizi n'Taguergoust (1640m), before we drop down into the small Berber town of Tazenakht (1398m), which is famous carpet making. We check in at our hotel and have a chance to look around some of the many carpet shops that are run on a cooperative basis. This is a good place to get a bargain.

Meals: **B L D**

	Accommodation Hotel		Ascent 1050M		Descent 600M		Time 5 - 6 hrs cycling		Distance 90KM
-------------------------------------------------------------------------------------	-------------------------------	-------------------------------------------------------------------------------------	------------------------	-------------------------------------------------------------------------------------	------------------------	-------------------------------------------------------------------------------------	----------------------------------	---------------------------------------------------------------------------------------	-------------------------

DAY 6

Cycle over several quiet passes including Tizi n'Taghatine (1886m) to Aoulouz.

Today, we will pass south of Toubkal through the lower eastern ranges of the Anti Atlas. There are 2000 metre summits away to the south, whilst to the north the hills rise up to 3000 metres in the Jebel Sirwa region. We get as early a start as is reasonable, riding on a good and relatively level tarmac road across a pretty arid landscape. We are now on the N10, the main road across the southern side of the Atlas, that links Agadir and Ouarzazate. But, the traffic on the road can be very light on this part of the ride, with one vehicle every five minutes or so. There is a very gradual ascent to the top of the Tizi n'lkhsane (1650m) where there is a small tourist shop with a very friendly owner. Then, as we crest the summit of the Tizi n'Taghatine (1886m), our ride suddenly turns into a big downhill as we drop down towards the Souss Plateau and the small town of Taliouine. This is a centre for growing saffron and a good place for us to

stop for lunch. The next stretch of road can sometime be busier and the quality of the road surface is also variable - so care is needed. Shortly before our arrival at Aoulouz (771m), most of the traffic turns off and we can enjoy a quiet end to the day's ride. Aoulouz is well off the tourist trail and another place famous for saffron growing. This is one of the longer days of the trip, but with significant stretches of downhill it shouldn't feel too bad.

Meals: **B L D**

 Accommodation Gite / Hostel	 Ascent 850M	 Descent 1400M	 Time 6 - 7 hrs cycling	 Distance 120KM
-------------------------------------------------------------------------------------------------------------------------	---------------------------------------------------------------------------------------------------------	-----------------------------------------------------------------------------------------------------------	--------------------------------------------------------------------------------------------------------------------	--------------------------------------------------------------------------------------------------------------

DAY 7

The hardest day, climbing to cross the Tizi n' Test (2100m) and descending to Ijoukak.

The first part of the day's ride takes us westwards towards Taroudant, with a short initial climb and then a long descent across the Sous Plateau to the junction of the N10 with the minor road that we must take back across the Atlas Mountains. This junction marks the low point of our trip (at just 450 metres). From here, we begin the long climb on a quiet road up to the Tizi n'Test (2100m) via a series of switchbacks. For the first 18 kilometres of the climb, the landscape is quite barren. But, from the first village, at Tachguelte, the beauty of the area becomes more apparent and it is obviously more appealing to Moroccan and foreign visitors, since there are teashops and coca cola stalls every few kilometres. This is a long ascent, but the gradient is easy and we can settle down to admire the views of the villages in the valley bottom and listen to muezzins' calls to prayer echoing across the hillsides. Towards the top of the climb, we can expect to meet other westerners for the first time since Zagora, as this valley is a popular paragliding site, particularly amongst the French. We will have a couple of water stops during the ascent and maybe stop for lunch within sight of the top, depending on our progress. Just like on an Alpine climb, there is a good cafe at the col and we will certainly appreciate a coffee stop. The tarmac on the ascent is pretty good, but on the descent there are potholes in places - so, again, care needed. It's a super descent, sweeping through numerous bends and with views of Mount Toubkal, to Ijoukak (1050m) on the fringes of the Toubkal National Park. Here, we overnight in a simple, but charming and pleasantly located gite, run by a friendly family. A fantastic day's riding.

Meals: **B L D**

 Accommodation Gite / Hostel	 Ascent 1750M	 Descent 1300M	 Time 7 hrs cycling	 Distance 110KM
---------------------------------------------------------------------------------------------------------------------------	------------------------------------------------------------------------------------------------------------	-------------------------------------------------------------------------------------------------------------	------------------------------------------------------------------------------------------------------------------	----------------------------------------------------------------------------------------------------------------






DAY 8

A great downhill start, then onwards via the market town of Asni to Marrakech.

We make another early start from our gite, to tackle the final day of biking back to Marrakech. This is not

all downhill, but the first couple of hours include some of the best fast descent of the holiday. Then, from Ouirgane, the road crosses one of the northern spurs of the Atlas which involves 2 short climbs and a total of 300 metres of ascent. A crest in the road marks the end of this stage of the day's ride and offers good views of Mount Toubkal to the south-east. We then drop down to the town of Asni which is the place where KE's trekking groups turn off on their way to Toubkal. Asni is a busy place on a Saturday, as this is the day of the weekly market or bazaar and we are likely to find the remaining stretch of road to be slightly busier than the rest of the circuit. We can blast the last stretch into Marrakech on good tarmac, using the prominent landmark of the Koutoubia Mosque to guide us. We will stop for lunch at a cafe in the vicinity of the Djema el-Fna, before returning to the group hotel in the early afternoon. At under 6 hours, this is not a long day and we get to our hotel with plenty of time left to pack our bikes away. Those opting to depart from Marrakech today (easyJet flights to Manchester) will have time for a quick shower, before transferring to the airport. Those flying home on Sunday will have the afternoon free to do some independent exploration. Later, the group will spend some time at the nightly spectacle of the Djema el-Fna and enjoy a well-earned celebratory dinner at a traditional hotel.

Meals: **B L D**

	Accommodation Hotel with swimming pool		Ascent 700M		Descent 1450M		Time 6 - 7 hrs cycling
	Distance 100KM						

DAY 9

Your holiday ends after breakfast. Marrakech Airport transfers are provided.

Your holiday ends after breakfast. You should pack your bike away in readiness for the homeward flight. The remainder of the day is free to explore the streets, souks and colourful sights of Marrakech. A popular option is to simply sit and watch the world go by from one of the restaurants overlooking the Djemma el-Fna. Marrakech Airport transfers are provided.

Meals: **B**

Extensions

When booking your holiday, you will be able to 'add an extension option'. Once we have received your booking we will contact you to discuss additional services required for the extension and to take any additional deposit.



Essaouira Riad and Atlantic Coast

Friendly Essaouira provides a beautiful base for this colourful Atlantic Coast extension which offers a fantastic start or end to our holidays in Morocco. Described as the prettiest town in the country, the UNESCO port and medina are a riot of colour and activity. To ensure a relaxing time in Essaouira we take care of private return transfers and riad accommodation for 3 nights at the comfortable Riad Maison du Sud, situated within the ramparts of the medina and just a few minutes walk from the sea. Redecorated in Moorish style, it has a snug sitting room and sunny roof terrace with views of the Mellah and the Atlantic Ocean. Essaouira has plenty of things to see and do so we leave your days free for you to enjoy at leisure. This extension starts and ends in Marrakech.

Holiday Information

What's Included

- A locally based professional cycling guide
- Marrakech Airport transfers on Day 1 and Day 9 of the itinerary
- One or more support vehicles and drivers
- All accommodation as detailed in the trip dossier
- All meals
- Drinking water during the rides

What's not Included

- Travel insurance
- Moroccan Visas (if applicable)
- Marrakech Airport transfers other than on Day 1 and Day 9
- Tips for the guide and local support crew
- Historical monument entrance and guide fees
- Miscellaneous expenses - drinks and souvenirs etc
- Bike Carriage on the flights - please check with your carrier for charges

Joining Arrangements & Transfers

The group will meet at the hotel in Marrakech.

Transfers from/to Marrakech Airport are provided for all clients arriving on Day 1 and departing on the last day of the Land Only itinerary.

Hotel contact details and an emergency number will be provided with your booking confirmation.

Meal Plan

All meals included from dinner on Day 1 to breakfast on Day 9.

Food & Water

It is not recommended to drink untreated water from the taps. If you are on a trekking or cycling holiday, water is supplied to fill up your individual bottles. This will be boiled, filtered or provided in large jerry cans or 5 litre bottles. Additionally you should take purification tablets or a filter bottle (such as a [Water-To-Go bottle](#)) to treat your water when in towns or where water is not supplied. We do not encourage the purchasing of single use plastic bottles.

Breakfasts at the hotels and gites that we use are 'continental' in style, with tea and coffee, orange juice, porridge and cereals as well as bread, eggs, fruit, jam, honey and cheese. At lunchtime, we will almost always stop at a wayside cafe and the meals that we are presented with will include local staples such as tagine (slow cooked stew of vegetables or meat) or cous-cous (again there are vegetarian and meat varieties). Additionally, there will always be bread, fresh salad and usually fruit for desert. On approximately alternate days, we will have lunches made up of picnic materials carried in our support vehicle. These will include bread, a choice of salads, pasta, potato salad, tinned fish, boiled eggs and again fruit for desert. The Berber speciality of mint tea will also be provided at lunch time and you can usually buy coca cola or alternative soft drinks. Evening meals are usually taken at the hotel and may be buffet style, with a choice of food. Or, there may be vegetarian and meat options of that favourite Moroccan dish, the tagine. Desserts usually consist of fruit, some fresh but also tinned, including pineapple, apricot, pears, peaches or mixed. Moroccan tinned fruit is excellent quality. To round off dinner, there is the usual range of hot drinks. During the day, the group will be provided with water and with snacks in the form of dried dates and mixed nuts, and possibly also bananas, but It's a good idea to bring along a few of your favourite energy bars from home.

Accommodation

During this trip the group will spend 2 nights in a hotel in Marrakech, 1 night in Ouarzazate, 1 night in Agdz, 1 night in Zagora, 1 night in Tazenakht and 1 night in Aoulouz. We normally use a gite in Ijoukak. In Tazenakht and Aoulouz we stay at the best available accommodation and it is quite basic. At most of the hotels we use, the accommodation is provided on a twin-share basis. If you are travelling by yourself you will be paired up with another single client of the same sex. At the gite in Ijoukak, there are twin-share rooms and rooms sleeping 3 to 5 persons. Even here, we usually manage to retain the twin-share arrangement. Depending on availability, it is usually possible to pre-book single room occupancy for all nights (7) except at the gite in Ijoukak.

Group Leader & Support Staff

The trip will be led by an experienced, English-speaking local bike guide. There will also be one or more support vehicles and drivers.

Altitude

The altitudes on this holiday are not extreme and the maximum altitude attained is no more than the equivalent of a pressurised cabin on an international flight. You may 'feel' the altitude the first time you trek above 2000 metres but all that is required is a slower pace to compensate. You should pay particular attention to your hydration levels while trekking above 2000 metres.

Spending Money

We suggest that £120 (or equivalent in US dollars, Euros etc.) will adequately cover your needs. You should allow £30 for drinks etc. and around £30 for local crew tips. If you are intending to buy more expensive souvenirs, you should budget accordingly (credit cards can be useful in this respect). Some of the merchants in the Marrakech souks will be able to take credit cards and there are some fantastic souvenir opportunities to be had. However, don't expect to get a bargain without haggling for it. The unit of currency in Morocco is the Dirham. It is not normally possible (and it is certainly not necessary) to purchase Moroccan currency outside the country. Your travel money should be carried in the form of cash or travellers cheques. Sterling, euros and dollars are all readily exchanged. You can also draw cash from ATM's in Marrakech using credit or debit cards.

Guidance on Tipping

Tips are the accepted way of saying 'thank you' to your local guides and crew. They do not form part of their wages. KE always pays local crews the best rates of pay, no matter what country they are in and any tips they receive are seen as a personal thank you from group members. For our part, we advise local teams that tips are not a duty or a prerequisite but are a bonus and entirely dependent on the service that is given. We recommend that you give a tip if you feel that the services you have received have been good. As a rough guide we suggest you allow a total of £30 for tipping your crew.

Your Bike

We recommend that your bike is fitted with suitably low gearing and suggest that you fit reasonably high volume tyres (28mm for instance) which will provide a bit more comfort on the variable road surfaces typically found on our **Road Cycling** holidays.

Since you are depending on your bike to transport you throughout your holiday, it's important to ensure it is in good working order. If you are not mechanically minded, get your local bicycle dealer to service it for you.

Please contact us if you are unsure about the suitability of your bike.

Bike Hire

Bike hire is available locally for this holiday. We have a long-established relationship with a bike hire company in Marrakech who can provide carbon framed Cannondale SuperSix Evo and Cannondale Synapse bikes at a hire cost of 195 euros (Sep 2023 - subject to change). These bikes have Shimano Ultegra or Shimano 105 components. The SuperSix Evo bikes have compact 50/34 chainsets and 11/32, 11-speed cassettes. The Synapse bikes have compact 50/34 chainsets and 11/32 11-speed cassettes. There is a limited range of sizes and we will check availability for you if and when you request bike hire. There is also the option of the alloy-framed Cannondale Synapse SE Disc in a full range of sizes at a hire cost of 160 euros. These bikes have Shimano 105 gearing with 32/48 chainsets and 11-32 11-speed cassettes. They have cable operated disc brakes and carbon forks. Payment will be made locally and does not cover you if you lose the bike or damage it beyond 'fair wear and tear'. You can pay in euros, GBP or US\$ or with a credit card (3% charge). When you pick up your bike, you will be required to post a security deposit of 900 euros (500 euros for the Synapse SE Disc) which will be held against your credit card details and returned to you when the bike is returned. Your hire contract is with the local bike hire company and KE cannot be held responsible for any issues arising from bike hire. The hire bikes are provided in good condition and a supply of spares for these bikes is carried. You may be asked to pay directly for any spares used, especially in the case of crash damage or damage by mis-use. If you do hire a bike, we recommend that you take your own shoes, pedals and possibly even your saddle, which will go a long way towards making it feel like your own bike. You will also need to take your own helmet, which must be worn at all times when riding.

Travelling With Your Bike

Airlines require that you pack your bike properly for travel and for this holiday we recommend that you use either soft bike bag or a purpose-made bike box or case. Whether you are using a bag or a case, you will need to partially dismantle your bike to pack it. Please note that bike bags or boxes will be placed in secure storage and will not travel with us during the course of the trip.

Please contact us if you have any questions about travelling with your bike.

Vehicle Support

Throughout this trip we have the back up of one or more support vehicles. Each morning our main baggage will be loaded onto the support vehicle which will follow the group on the day's ride. The biking leader and the support vehicle driver will watch over the group and will carry mobile phones, allowing you to contact them in the case of a breakdown or other incident. We want everyone to enjoy their cycling experience on this trip and we recognise the importance of group members being allowed to cycle at their own pace. On most of our road biking trips it is usual that there can be a fair distance between the front and rear cyclists in the group and there may be times when other group members, vehicle support and biking leader are out of sight. Our regular water stops will allow the group to reassemble and the support vehicle will pick up any group members who wish to take a break from cycling at any time.

Baggage Allowance

Apart from your bike in its bag or box (if you are taking your own bike), you should travel with one main item of luggage, such as a KE Trek Bag or similar holdall, and a small day pack. The day pack can be used to carry valuable items such as cameras and GPS devices whilst travelling, but will also be useful to separate out items you might want to pick up from the support vehicle during the rides, like additional clothing.

Your baggage allowance on the flights will depend on your airline. When choosing your flights, whether booking them directly or through KE, you will need to consider the cost of carrying your bike. These costs are your responsibility.

Group Size & Holiday Status

For each holiday there is a minimum number of participants required to enable it to go ahead. Once the minimum number is reached, the trip status will change from 'Available' to 'Guaranteed to run'. You can check the trip status for each departure in the 'Dates and Prices' table. Other than in exceptional circumstances, we will not cancel a trip once it has achieved this guaranteed to run status so you are free to proceed with your international flight booking and other travel arrangements.

General Information

Passport & Visas

The information that we provide is for UK passport holders.

A passport with 6 months remaining validity at the end of your stay is generally required, and you should have at least 2 blank pages for each country that you visit.

For other nationalities, please refer to your own Government website for the latest information.

It is your responsibility to ensure that you have the correct travel documents and visas for your holiday. Please ensure that you check for the latest advice before travel.

Visa Morocco

UK and USA passport holders do not require a visa for short stays.

Currency

The unit of currency in Morocco is the Moroccan Dirham.

Preparing for your Holiday

The better conditioned you are the more you will enjoy your trip. We suggest that you adopt a sensible weekly exercise regime and fit in a number of long cycle rides in hilly country to ensure you are physically capable of taking part in this trip - this will also provide you with an opportunity to make sure all your riding kit is tried and tested before you travel. Cycling is obviously the best activity to prepare for this trip, however, running and swimming are also good for developing aerobic fitness and stamina.

Climate

It is hot in Marrakech in the summer months. But, by running this bike trip in the period between October and April, we aim to avoid the scorching summer days. We can expect daytime temperatures throughout the ride to be between 25 and 30 degrees Centigrade. The temperature will be lower than this at the highest passes on our route and night time temperatures will be around 15 to 20 degrees Centigrade. The weather is usually stable during the period of the year that we run this holiday. However, weather in mountainous areas is notoriously difficult to predict, and rain or even short-lived storms can occur at any time of the year. Visit the World Meteorological Organization's website at worldweather.org for climate statistics for Marrakech.

Travel Aware

As a reputable tour operator, KE supports the British Foreign, Commonwealth and Development Office's '[Travel Aware](#)' campaign to enable British citizens to prepare for their journeys overseas. The 'Travel Aware' website provides a single, authoritative source of advice for all kinds of travellers and we recommend that before travel, all KE clients visit the official UK Government website at travelaware.campaign.gov.uk and read the FCDO Travel Advice for their chosen destination. North Americans can also check out the U.S. Department of State website: www.travel.state.gov for essential travel advice and tips.

KE treat the safety and security of all clients as the most important aspect of any trip we organise. We would not run any trip that we did not consider reasonably safe. Should the FCDO advise against travel for any reason, we will contact everyone booked to travel to discuss the situation. We receive regular updates directly from the FCDO and are in constant touch with our contacts on the ground. If you have any questions about government travel advice, please call our office.

Single Use Plastic

KE do not encourage the use of single use plastic items. We are ensuring that our agents all over the world are working together to reduce the problem and educate those around them. We are leading by example in our KE office by reducing our plastic use.

Books

- Lonely Planet Guide - Morocco
- The Rough Guide to Morocco

Travel Insurance

It is an essential condition of joining a holiday with KE Adventure Travel that you have a valid travel insurance policy to cover the cost of medical treatment and to protect the value of your holiday in the event of cancellation. When taking out insurance please ensure the policy you choose covers you for the activities and altitude included in your itinerary.

For appropriate insurance cover we recommend Campbell Irvine Direct. Please go to our [Travel Insurance](#) page for further information and to get a quote.

Explore International

This holiday is part of our Explore International range. Participants on these trips can book through KE or through one of our international partners. This helps us to gather together sufficient numbers of like-minded adventurers to get your holiday up and running quickly. Led by an English-speaking guide, the cosmopolitan nature of these groups can be an important part of the experience!

Equipment Information

Equipment List

For this holiday you will need your usual cycling clothing, including shoes, cycling gloves and helmet (which must be worn at all times when cycling).

Whether you are hiring a bike or taking your own, we recommend that you take the usual day-ride essentials of: mobile phone, multi-tool, mini-pump, tyre levers, spare tubes and puncture repair kit.

Bike Wear

- Cycling helmet
- Cycling shoes
- Waterproof overshoes
- Padded cycling shorts
- Long leg cycling trousers or leg warmers
- Lycra arm warmers
- Base-layer - short sleeve cycling tops
- Long sleeved cycling top
- Lightweight windproof gilet
- Lightweight waterproof jacket
- Regular biking gloves
- Long fingered biking gloves
- Warm hat that fits under your helmet
- Buff
- Sunglasses
- Sun cream (inc. total bloc for lips/nose)
- Camera

Other Stuff

- Travel and off-the-bike clothing and footwear
- Lightweight trousers and shirt to cover up when visiting villages en route
- Wash bag, towel, toiletries
- Swimwear
- Basic First Aid kit and personal medication
- Chamois Cream (e.g. Assos or Ozone)
- Water purification tablets
- Reusable cloth bag for shopping (to avoid plastic bags)

Spares

If you are hiring a bike you do not need to bring any spares. The hire bikes are provided in good condition and a supply of spares is carried. You may be asked to pay directly for any spares used, especially in the case of crash damage or damage by mis-use.

If you are taking your own bike, you should consider taking a minimum of spares, including a couple of spare spokes (for each wheel if they are different), spare brake blocks (or brake disc pads), chain links/chain connector, rear derailleur hanger and any non-standard parts specific to your bike.

Repairs

Whilst not essential, it is a good idea that you familiarise yourself with how to carry out at least some basic repairs to your bike e.g. changing an inner tube and fixing a puncture. Your bike guide will be happy to help with repairs and general maintenance, but being able to carry out a simple repair yourself could save the inconvenience of having to wait for assistance.

Hydration and Energy Snacks

You should take 2 standard water bottles (we encourage re-filling water bottles rather than single use plastic) and also consider taking a small supply of the gels, power bars or sports drink mix that you would normally use on a ride at home.

Please contact us if you have any questions about your equipment.

Cotswold Outdoor

Many of the equipment items listed above are available from [Cotswold Outdoor](#) - our '**Official Recommended Outdoor Retailer**'. When you book a holiday with KE you will receive a 12.5% discount with Cotswold Outdoor, Snow+Rock and Runners Need. The discount code can be downloaded from your MyKE account and you can use this code at the checkout, either in store or online.

Land Only Information

We sell this holiday on a Land Only basis allowing you the flexibility to choose the travel method which best suits you. The holiday starts at the hotel in Marrakech. Transfers from/to Marrakech Airport are provided for all clients arriving on Day 1 and departing on the last day of the Land Only itinerary.

Why Choose KE

Why KE

Unique to KE! We are the only company to offer this superb road cycling circuit, which shows off the best of Morocco's spectacular landscape and cultural variety. It's a classic trip and tremendously good value, too.

Please Note This document was downloaded on 09/02/2025 and the trip is subject to change