

# Peaks and Valleys of Jebel Sirwa - Morocco

Trip Code: JES

Version: JES Peaks and Valleys of Jebel Sirwa



WALK & TREK



GUIDED GROUP



MODERATE



## HIGHLIGHTS

- Journey off the beaten track and walk through a beautiful volcanic landscape
- Meet the Berber shepherds and see Morocco's magnificent saffron fields
- Explore the colourful heart of Marrakech after camping under the stars

- Breath-taking views from Guiliz Peak and the remote summit of Jebel Sirwa
- Easily combined with Edge of the Sahara for a two week adventure

### AT A GLANCE

- 5 days trekking
- Max altitude - 3305 metres
- AIRPORT TRANSFERS INCLUDED
- Join at Marrakech

### ACCOMMODATIONS & MEALS

- All meals included
- 5 nights Camping
- 2 nights Hotel

VIEW DATES, PRICES & BOOK YOUR HOLIDAY HERE

## Introduction

Wild, remote, stunningly beautiful and rich in culture, the Jebel Sirwa offers a rare opportunity to step back in time whilst experiencing a very remote region. Nestled between the High Atlas Mountains and the Anti-Atlas, the extinct volcanic region of the Jebel Sirwa has scenery like nowhere else in Morocco. Home to fields of saffron, flower-filled pastures, stone villages and breath-taking scenery, here you'll also find the unique Ait Ouaouzguit Berber tribe. This culturally rich walking adventure follow trails which snake through an unknown region as you gain an insight into the tribe's simple lifestyle. During the holiday you'll camp close to Azib Tagrara shepherds who's nomadic lifestyle has remained unchanged for centuries. From the south side of the Jebel Sirwa range we hike to the top of Guiliz Peak before making our way through enchanting rock formations and, up to the peak of Jebel Sirwa (3305m). This remarkable region of Morocco combines beautiful landscapes, strong cultures, wonderful walking and time to explore Marrakech.

A genuine small group experience - The Secret of Our Success in Morocco

We are proud to say that this [holiday in Morocco](#) is limited to a maximum group size of 12, ensuring we leave only our footprints on the trails whilst enjoying a genuine small group adventure. We've been taking our clients walking, trekking and mountaineering for almost thirty years so we know the ingredients of a good guide and a successful group adventure. Those who are new to trekking in Morocco will take particular comfort in the presence of our experienced Moroccan guides, who we believe are the best in the business.

### Is this holiday for you?

This holiday is suitable for active walkers who are looking to walk for between 5 and 7 hours per day for several consecutive days. This holiday is not only a wonderful trekking adventure but a genuine cultural experience through a lesser known area of Morocco.

It is fully supported camping holiday meaning you will only need to carry your daypack. The maximum altitude is 3305m but we'll not be camping above 2500 metres so there should be no difficulty with acclimatisation.

For most of the trek, we are following well-established routes between valleys and villages which are

suitable for mules and straightforward underfoot. There is a reasonable amount of ascent and descent. On the ascent of the peaks, we will encounter rough conditions and zig-zag trails on scree whilst the final 30m ascent of Jebel Sirwa involves scrambling, with a short exposed section. However the summit of Jebel Sirwa is optional and will not take away your holiday enjoyment if you decide not to go up the final 30m.

# Itinerary

---

Version: JES Peaks and Valleys of Jebel Sirwa

---

## DAY 1

**Meet at the group hotel in Marrakech. Transfers from Marrakech Airport are provided.**

Your holiday starts at the hotel in Marrakech. On arrival in Marrakech you'll met by a KE representative who will assist with the short transfer to the group hotel. Depending on your arrival time and after checking in you may wish to stretch your legs and explore. Marrakech is a colourful city with plenty to see. Most people make their way to the central square of the Djemaa el-Fna beneath the beautiful tower of the Koutoubia Mosque. The labyrinth that is the souk is perfect for wandering aimlessly, and soaking up the rich atmosphere is part of the Marrakech experience. Here you'll find wonderful lanterns of brass, colourful leather goods, and exotic spices. If you're looking for a peaceful garden to photograph then the enchanted desert garden of Jardin Majorelle was once owned by landscape artist Jacques Majorelle and fashion designer Yves Saint Laurent. Here you'll find rich greenery against a cobalt blue villa. In the evening there will be a briefing from the leader over dinner, which is generally taken in the hotel for ease and late arrival of a number of flights. If you would prefer to arrive a day or two earlier, please contact the KE office who can book you extra nights at the group hotel or we can offer you a choice of riad overnights if you would like a traditional Moroccan experience.

Meals: **D**



**Accommodation**  
Hotel

## DAY 2

**Spectacular drive to the Jebel Sirwa region before an afternoon of walking.**

This morning we leave Marrakech and start our journey towards the Jebel Sirwa region. We drive along one of Morocco's most spectacular roads and cross the Atlas by way of the magnificent Tizi n'Test Pass. Next it's the valley of Asni home to a colourful landscape of rich red buildings and pretty wheat fields. After the striking village of Ouirgane the road climbs before we drop into the Taliouine region which is famed for its argon oil. Morocco's famed Argan trees grow in Morocco's semi-desert where its deep roots and small leaves have it surviving in areas lacking in water and the result is the famed nut with unique oil. Pure Argan oil is incredibly rare and the precious oil is harvested and extracted from the nut of the Argan tree and used in beauty or cooking products. We'll stop for lunch in Aoulouz before leaving the road and driving towards the village of Tazount. Once here we meet our trek crew and can enjoy a brief afternoon of walking through fields and a splendid gorge. The afternoon of walking ends in a pretty valley which is home to a few small hamlets. Tonight we set up camp below the village of Tislit and after

dinner can settle down for a spot of star gazing before our first night under canvas.

Meals: **B L D**

 <b>Accommodation</b> Camping	 <b>Ascent</b> 160M	 <b>Descent</b> 100M	 <b>Time</b> 2 hrs trekking	 <b>Distance</b> 6KM
---	---	--	---	--

### DAY 3

#### A wonderful day filled with traditional villages and an impressive clifftop agadir.

Today after breakfast we leave an arid landscape behind and head towards the green valleys of Assif n'Ait Oubyal which are dotted with fields of barley, wheat and saffron. As we approach a number of tiny villages we can expect a warm welcome in an area which sees only a handful of visitors. We make our way towards a deep gorge and the hamlet of Tizgui which is home to a shared grain store known as an agadir. This fantastic structure is built into the cliff and looks more like a dramatic monastery or cave dwelling than storage. We'll have the opportunity to take some wonderful photos as we learn about a lifestyle in a magical region. Here villages dramatically cling to the valley sides or are hidden on the valley floor. This is a region of stone and earthen walls, brightly painted windows, colourful doors and local ladies in the fields wearing richly colourful scarves and long skirts. The men traditionally wore turban-style headdresses and long woollen cloaks with hoods. Along the trail we may also see donkeys carrying dry branches destined for kitchen fires. Towards the end of the day we reach a high valley with stone-built shelters and terraced fields where we settle down for the evening and our second night of camping.

Meals: **B L D**

 <b>Accommodation</b> Camping	 <b>Ascent</b> 900M	 <b>Descent</b> 300M	 <b>Time</b> 6 - 7 hrs trekking	 <b>Distance</b> 17KM
---	---	--	---	---

### DAY 4

#### Guiliz Peak and a landscape dotted with shepherd huts.

This morning we start the day with a few hours of easy walking as we follow a stream dotted with rich vegetation on both of its banks. From the stream we gradually ascend a zig-zag trail which takes us to the summit of Guiliz. Standing at 2900m we are rewarded with excellent views across the Jebel Sirwa region and can clearly see the route that we've followed over the last two days. From the top we can enjoy a lovely panorama of the region and alongside taking photos we can relax and enjoy the tranquillity of this unique area. After the summit we'll drop down into the valley and head towards a number of superb shepherd's huts. Whilst some are isolated, others are in little groups with charming gardens, terraced fields and natural springs close by. During the spring months nomadic Berbers arrive here to work the land and sow barley which is ready to harvest at the end of the summer months. Berber tribes stem back to 3rd Century B.C where a Berber Kingdom existed between Morocco and Algeria. The

Greeks called them barbarians, hence the name Barber but they were also called Mauri which referred to people from Mauritania. The word barbarian couldn't be further from the truth as everywhere we go we'll be warmly welcomed. In the afternoon we'll set up camp near the Tagragra caves at 2600m which are often inhabited by shepherds from the Berber tribe of Beni M'Zguid.

Meals: **B L D**





 <b>Accommodation</b> Camping	 <b>Ascent</b> 600M	 <b>Descent</b> 300M	 <b>Time</b> 5 hrs trekking	 <b>Distance</b> 8KM
---	---	--	---	--

## DAY 5

### Stand on the summit of Jebel Sirwa for stunning views of the region.

After breakfast we leave camp and prepare for an exciting day ahead. Today we'll experience a day discovering picturesque gorges, dramatic rock formations and the beautiful summit of Jebel Sirwa. The peak of Jebel Sirwa is an extinct stratovolcano otherwise known as a composite volcano. Stratovolcanos are the most photographed volcanos due to their conical shape which is built up by many layers of hardened lava, pumice and volcanic ash. This morning's trail picks its way between spiky vegetation and dramatic blocks of impressively eroded boulders. As we get closer to the summit of Jebel Sirwa we reach the first of two rocky sections. The first we'll work our way around before a brief scramble of 30m on the second one sees us on the summit. The small scrambling section is non-technical and optional. From the summit the views are spectacular as they extend across the High Atlas and across the Quarzazate Plain to the Anti-Atlas. After taking in the wonderful views we descend through more amazing rock formations followed by a charming area of agriculture with terraces of corn and saffron. Tonight we set up camp next to a lovely collection of shepherds' houses and sheep folds at Tissoutine at 2450m.

Meals: **B L D**

 <b>Accommodation</b> Camping	 <b>Ascent</b> 700M	 <b>Descent</b> 950M	 <b>Time</b> 6 - 7 hrs trekking	 <b>Distance</b> 12KM
---	---	--	---	---

## DAY 6






### Follow footpaths through wonderful areas of saffron.

Today's trekking day is charming as we start the morning surrounded by steep and rugged valley sides which gradually gives way to a landscape covered with scrub vegetation and red flowering oleander. We should see quite a lot of these drought tolerant, evergreen shrubs with single or double flowers which range in colour from white to red. The plants grow into large bushy shrubs as high as 6m tall. This morning we start the day by descending into the beautiful valley of Assif n'lzine complete with meandering stream. Here we'll find ingenious irrigation channels which provide water for the villagers' crops nestled between little houses and sheepfolds. Traditional houses are built against large boulders in

alpine-style hamlets and are split in two. One part of the house is used for the family and the second half is an adjoining stable area which is used for sheep and goats. From the valley we start heading up the north side of the valley and can look back to the rounded peak of Tisfeldat and in the distance we'll see the peaks of the High Atlas. Next we descend and make our way through a gorge which brings us into a saffron-growing area above the villages of Ait Ighmour and Idoughagh. On this part of the trail we hike through a wadi whilst shaded by giant walnut trees. Late afternoon we arrive on the outskirts of the village of Tomahakout where we set up our final camp in the Jebel Sirwa.

Meals: **B L D**

---

 <b>Accommodation</b> Camping	 <b>Ascent</b> 430M	 <b>Descent</b> 980M	 <b>Time</b> 5 - 6 hrs trekking	 <b>Distance</b> 16KM
---	---	--	---	---

---

## DAY 7

### Short walk in the morning before transferring back to Marrakech.

After enjoying our final breakfast whilst camping we set off and enjoy a couple of hours of easy where we'll have views back to Jebel Sirwa. The footpath takes us down to the village of Tamazight where we meet our transport back to Marrakech via the Atlas. After checking in and freshening up, there will be some time to explore at Marrakech before meeting up in the evening for the dinner. After dinner you may wish to wander through the famed square in the heart of the medina which comes alive after dark. If you wish to extend your time in Morocco please contact the KE office and we can help you organise this. We'll be happy to extend your time in the group hotel, chat through the extensions options we offer or help you organise a traditional riad experience.

Meals: **B L D**

---

 <b>Accommodation</b> Hotel	 <b>Ascent</b> 260M	 <b>Descent</b> 430M	 <b>Time</b> 2 -3 hrs trekking	 <b>Distance</b> 14KM
---	---	--	--	---

---

## DAY 8

### Departure day. Marrakech Airport transfers are provided.

Your holiday ends after breakfast. For anyone with evening flights, the remainder of the day is free to explore the streets, souks and colourful sights of Marrakech. A popular option is to sit and watch the world go by from one of the restaurants overlooking the Djemaa el-Fna.

Meals: **B**

# Extensions

When booking your holiday, you will be able to 'add an extension option'. Once we have received your booking we will contact you to discuss additional services required for the extension and to take any additional deposit.



## Essaouira Riad and Atlantic Coast

Friendly Essaouira provides a beautiful base for this colourful Atlantic Coast extension which offers a fantastic start or end to our holidays in Morocco. Described as the prettiest town in the country, the UNESCO port and medina are a riot of colour and activity. To ensure a relaxing time in Essaouira we take care of private return transfers and riad accommodation for 3 nights at the comfortable Riad Maison du Sud, situated within the ramparts of the medina and just a few minutes walk from the sea. Redecorated in Moorish style, it has a snug sitting room and sunny roof terrace with views of the Mellah and the Atlantic Ocean. Essaouira has plenty of things to see and do so we leave your days free for you to enjoy at leisure. This extension starts and ends in Marrakech.

# Holiday Information

## What's Included

- A professional and qualified tour leader
- Marrakech Airport transfers (on the first and last days of itinerary)
- All land transport involved in the itinerary
- All accommodation as described
- All meals
- A full service on trek including food and all equipment (excluding personal equipment)

## What's not Included

- Travel insurance
- Visa fees (if applicable)
- Tips for local staff
- Miscellaneous expenses - drinks and souvenirs etc.



## Joining Arrangements & Transfers

---

### TRAVEL TO YOUR DESTINATION

If flying from the UK there are low cost airlines available to the start and from the end of your holiday.

To benefit from full financial protection, ease your holiday planning, and avoid dealing with airlines, we can book scheduled flights from the UK as part of a flight inclusive package. Scheduled flights are usually more expensive than low cost alternatives, however potentially less stressful if your flight is cancelled or delayed. If you book flights through KE Adventure Travel we will offset the carbon of your flight.

The group will meet at the hotel in Marrakech.

Airport transfers are provided for all clients on Day 1 and Day 8.

Hotel contact details and an emergency number will be provided with your booking confirmation.

### Meal Plan

All meals are included in the holiday price from dinner on Day 1 to breakfast on Day 8.

### Food & Water

It is not recommended to drink untreated water from the taps. You should take purification tablets or a filter bottle (such as a [Water-To-Go bottle](#)) to treat your water. We do not encourage the purchasing of single use plastic bottles.

All food whilst on trek is purchased locally and cooked for us by our excellent trek cooks. KE groups are always surprised at what the cook team conjure up!

Breakfasts are continental style, with tea and coffee, muesli, bread, jam, honey and soft cheese. A morning snack is also provided and this usually consists of a type of Moroccan 'trail mix' with dried figs and dates, peanuts, sugar coated peanuts and other nuts.

Lunch usually starts with the Berber speciality of mint tea, followed by a buffet of rice, pasta or couscous, with a freshly prepared salad - onion, tomatoes, green peppers, grated carrot, green-beans, with tinned sweetcorn or peas added. Hard and soft cheeses, tinned fish, olives, biscuits and bread are also on the lunchtime menu.

Dinner starts off with soup and bread. The main course is usually rice, pasta, couscous, spaghetti or chips, with a vegetable stew (or tagine) consisting of some of the following - onion, potato, carrot, green pepper, zucchini, turnip, parsnip, green beans, and peas. There will be some meat (usually chicken, lamb or beef), however meat is not prominent in the menu. All dishes come with traditional sauces which are rarely (spicy) hot. To round off dinner, there is the usual range of hot drinks.

## Special Diets

Whilst we can cater for vegetarians, albeit sometimes with a more limited choice, we cannot always provide for special diets. Due to the nature of some of the trips that we operate and the countries in which we operate them, it can be very hard (and sometimes impossible) to cater for a wide range of dietary choices and you may have to supplement your meals with food/snacks from home. If you have specific dietary requirements please do speak to our sales team and they will be able to advise you whether or not we will be able to offer your specific choice. Please note that we are unable to provide separate menus and cannot accept liability for any problems arising from special dietary requirements or intolerances.

## Accommodation

During this trip the group will spend two nights at a tourist hotel in Marrakech on an en-suite basis. While there are a range of high-end hotels in Marrakech, we try to strike the right balance of a comfortable and conveniently located base while maintaining a really good value holiday.

Whilst trekking we have 5 nights camping. This camping is fully supported with all baggage being carried by mules, as well as tents, a mess tent and a toilet tent. You will have a team of staff to look after you including a cook. A mattresses is provided, although some people like to bring their own thermarest as well. You will need a sleeping bag. Sleeping bags are available to hire, please contact the KE office to arrange this.

If you are travelling by yourself, you will be paired up with another single client of the same sex. Single hotel rooms and/or single tents are available for a supplementary cost. If you are planning on extending your holiday additional nights at the group hotel or in a range of different hotels and Riad's in Marrakech are available on request.

## Group Leader & Support Staff

The group will be led by a professional and qualified tour leader. The group will also have the support of a full trek crew including cook, baggage animals (mules) and their handlers.

## Altitude

This holiday involves going to moderately high altitude. During the course of your trip you will reach altitudes in excess of 2500 metres. Most people will have no difficulty with this level of altitude but before coming on the holiday, we recommend you read the advice on [trekking at high altitude](#). You can also talk to one of our trekking experts if you have any concerns about altitude.

## Spending Money

Approximately £100 per person (or equivalent in US dollars or Euros) should be allowed for tips, soft drinks, snacks and miscellaneous expenses. Alcoholic drinks, souvenirs and optional activities are additional so you may wish to budget for these.

You cannot usually purchase Moroccan Dirhams outside the country. You can withdraw money in local currency from ATM's on arrival at the airport in arrivals or in Marrakech. You can choose to take your money in pounds sterling, dollars or euros, and you will be able to exchange it at the airport. Credit cards are useful and it is a good idea to carry one in case of emergency.

## Guidance on Tipping

Tips are the accepted way of saying 'thank you' to your local guides and porters. They do not form part of their wages and any tips they receive are seen as a personal thank you from group members. For our part, we advise local teams that tips are not a duty or a prerequisite but are a bonus and entirely dependent on the service that was given.

This is your 'thank-you' to the crew and the final amount should be decided by the group. We estimate that approximately £45 per group member should provide an appropriate level of tips. However, for the leader, we leave the tipping amount totally at your own discretion.

## Baggage Allowance

For this holiday you should take one piece of luggage, which should be a soft duffle bag and a daypack. Your main baggage whilst trekking will be carried by pack animals and the packed weight of it should be no more than 15kg.

Luggage can usually be left at the group accommodation, however space is very limited so please keep this bag as small as possible. You will need to speak directly with reception about leaving a bag.

For international flights please check your baggage allowance with your airline.

## Group Size & Holiday Status

For each holiday there is a minimum number of participants required to enable it to go ahead. Once the minimum number is reached, the trip status will change from 'Available' to 'Guaranteed to run'. You can check the trip status for each departure in the 'Dates and Prices' table. Other than in exceptional circumstances, we will not cancel a trip once it has achieved this guaranteed to run status so you are free to proceed with your international flight booking and other travel arrangements.

# General Information

---

## Passport & Visas

**The information that we provide is for UK passport holders.**

A passport with 6 months remaining validity at the end of your stay is generally required, and you should have at least 2 blank pages for each country that you visit.

For other nationalities, please refer to your own Government website for the latest information.

**It is your responsibility to ensure that you have the correct travel documents and visas for your holiday.** Please ensure that you check for the latest advice before travel.

### Visa Morocco

UK and USA passport holders do not require a visa for short stays.

## Health & Vaccinations

If you have a severe allergy please inform the KE office before you travel. We will do all we can to help, but we cannot guarantee an allergy free environment on KE trips. You will need to carry your own treatment for the allergy with you, as 'adrenaline auto-injectors' are not carried as standard by KE leaders and staff. You should inform your leader on arrival of your allergy, and let them know where you keep your adrenaline pen.

## VACCINATIONS

You should contact your doctor or travel clinic to check whether you require any specific vaccinations or other preventive measures. You should be up to date with routine courses and boosters as recommended in the UK e.g. diphtheria-tetanus-polio and measles-mumps-rubella, along with hepatitis A and typhoid. A good online resource is [Travel Health Pro](#).

## Currency

The unit of currency in Morocco is the Moroccan Dirham.

## Preparing for your Holiday

Getting some additional exercise before coming on an active holiday makes a lot of sense. The fitter you are, after all, the more enjoyable you will find the experience.

You should be fit and comfortable with walking 3 to 7 hours for consecutive days. Hill walking, with a good amount of ascent and descent, is the best training. Running, cycling and swimming are also good for developing cardiovascular fitness and stamina.

## Climate

It is generally pleasant during the time we operate this holiday with daytime temperatures reach 20 - 25°C and dropping to 7 - 10°C at night. However there are times when the night-time temperature may fall as low as 0°C or even a few degrees below freezing. While crossing passes and trekking up peaks we can expect the temperatures to be in the range of 10 to 15°C. Evenings at the highest camps can be cool so don't forget to pack a fleece jacket. We are unlikely to experience rain in this part of Morocco but it is a mountain region so it's good to be prepared for the occasional shower.

## Travel Aware

As a reputable tour operator, KE supports the British Foreign, Commonwealth and Development Office's '[Travel Aware](#)' campaign to enable British citizens to prepare for their journeys overseas. The 'Travel Aware' website provides a single, authoritative source of advice for all kinds of travellers and we recommend that before travel, all KE clients visit the official UK Government website at [travelaware.campaign.gov.uk](http://travelaware.campaign.gov.uk) and read the FCDO Travel Advice for their chosen destination. North Americans can also check out the U.S. Department of State website: [www.travel.state.gov](http://www.travel.state.gov) for essential travel advice and tips.

KE treat the safety and security of all clients as the most important aspect of any trip we organise. We would not run any trip that we did not consider reasonably safe. Should the FCDO advise against travel for any reason, we will contact everyone booked to travel to discuss the situation. We receive regular updates directly from the FCDO and are in constant touch with our contacts on the ground. If you have any questions about government travel advice, please call our office.

## Single Use Plastic

KE do not encourage the use of single use plastic items. We are ensuring that our agents all over the world are working together to reduce the problem and educate those around them. We are leading by example in our KE office by reducing our plastic use.

## Private Groups Information

### Make this KE Adventure holiday your own!

- Do our normal group departure dates not fit?
- Would you prefer to travel with just friends and/or family?
- Are you looking to organise a trip for your local walking, biking or mountaineering club?

It's really easy to make a trip your own. Simply select from our full range of adventure holidays and choose the dates that work for you and your group.

We are experts in creating holidays for groups of friends, families, charities and clubs. Our personal service means you'll be fully involved as we make the arrangements for your perfect adventure holiday.

### Independence with Security

Travelling as a KE Private Group allows you more flexibility and choice, but still with the peace of mind that everything is pre-planned and arranged for your group by a reputable adventure travel company.

To take your first step to an amazing adventure with your friends and family complete the private group enquiry form, or call our **Sales Experts on: 017687 73966**

### Travel Insurance

It is an essential condition of joining a holiday with KE Adventure Travel that you have a valid travel insurance policy to cover the cost of medical treatment and to protect the value of your holiday in the event of cancellation. When taking out insurance please ensure the policy you choose covers you for the activities and altitude included in your itinerary.

For appropriate insurance cover we recommend Campbell Irvine Direct. Please go to our [Travel Insurance](#) page for further information and to get a quote.

## Equipment Information

### Equipment List

The following checklist should help you with your packing. As a general rule, you should always try to keep the weight of your equipment to a minimum.

#### You should bring the following items:

- Hiking boots

- Trainers or sandals for camp
- Socks & underwear
- Trekking trousers / shorts (please respect local culture and don't wear in villages and town)
- Lightweight waterproof over-trousers
- Thermal baselayers
- T-shirts / tops / shirts
- Fleece jacket or warm jumper
- Lightweight waterproof jacket
- Sunhat / Warm hat
- Sunglasses
- Lightweight thermal or fleece gloves
- Daypack 30 litres
- Headtorch and spare batteries
- Sun protection (including lip sun screen)
- Water bottles 1 Litre (x2), a camelbak or platypus is useful (we encourage re-filling water bottles rather than single use plastic)
- Water purification tablets
- Sleeping bag (comfort rated -5°C and -10°C in December & March)\*
- Small padlock (to lock your kit bag)
- A selection of dry bags (to keep kit bag contents dry)
- Antibacterial handwash
- Washbag and toiletries
- Toilet roll
- Small trek towel
- Basic First Aid Kit including: Antiseptic cream, throat lozenges, diarrhoea treatment (Imodium), painkillers, plasters and blister treatment, Insect repellent, and re-hydration salts (Dioralite).

### The following items are optional:

- Sleeping bag liner
- Thermarest (a foam mattresses is provided)
- Down jacket
- Gaiters (for thorny sections)
- Trekking poles (recommended)
- Camera
- Travel clothes (can be left in Marrakech in a foldaway bag)
- Biodegradable wet wipes (washing water can be scarce at camp)
- Pen-knife (note: always pack sharp objects in hold baggage)
- Repair kit - (eg. needle, thread, duct tape)
- Reusable cloth bag for shopping (to avoid plastic bags)

### Equipment hire:

\*Available for hire/rental through KE Adventure Travel

### Cotswold Outdoor

Many of the equipment items listed above are available from [Cotswold Outdoor](#) - our '**Official Recommended Outdoor Retailer**'. When you book a holiday with KE you will receive a 12.5% discount

with Cotswold Outdoor, Snow+Rock and Runners Need. The discount code can be downloaded from your MyKE account and you can use this code at the checkout, either in store or online.

## Land Only Information

Please refer to the 'Joining Arrangements & Transfers' within Holiday Information for further details.

Flights and other transport to your destination should not be booked until you have received your booking confirmation and the departure is showing 'Guaranteed to Run' or 'Limited'.

## Land Only Information

We sell this holiday on a Land Only basis allowing you the flexibility to choose the travel method which best suits you. The holiday starts at the hotel in Marrakech and transfers are provided from Marrakech Airport.

# Why Choose KE

## Why KE

Secure your place early on this fantastic adventure – a limited departures walking and cultural holiday. This exclusive walking journey takes you through a wild and remote Moroccan region. The magical Sirwa region offers mesmerising landscapes, a lovely low-altitude peak to summit, and a window on the world of the little known Ait Ouaouzguit Berber tribe.

**Please Note** This document was downloaded on 23/03/2025 and the trip is subject to change