

# Walking New Zealand - North to South Island Explorer

Trip Code: TNZ

Version: TNZ Walking New Zealand - North to South Island



WALK & TREK



GUIDED GROUP



MODERATE



## HIGHLIGHTS

- Stay at the remote Rex Simpson Hut, Lake Tekapo, for world-class star-gazing
- Trek beneath Mt Cook, and on the Abel Tasman and Routeburn Tracks
- Visit Rotorua and trek the Tongariro Crossing, New Zealand's best one day walk

- Sail in the Abel Tasman, explore the Marlborough Sounds and cruise on Milford Sounds

## AT A GLANCE

- 14 days walking
- Max. altitude - 2000m
- Join at Auckland, End in Christchurch

## ACCOMMODATIONS & MEALS

- 18 Breakfasts
- 2 Lunches
- 2 Dinners
- 2 nights Ecolodge
- 15 nights Hotel
- 1 nights Mountain Hut / Refuge

[VIEW DATES, PRICES & BOOK YOUR HOLIDAY HERE](#)

# Introduction

New Zealand is an outdoor lover's paradise with volcanoes, mountains, beautiful coastline, forest, beaches and huge lakes to enjoy, in this 3 week holiday we have attempted to include all the hiking highlights of this wonderful and welcoming country and to get 'off the beaten track' as much as possible. To the Maori, New Zealand is Aotearoa, Land of the Long White Cloud and the contrasting North and South Islands have become a patchwork of Maori, European, Asian and Pacific Island history. With only 4 million inhabitants in a country the size of the UK, there's a lot of fresh air and open space to explore! Starting in Auckland on the North Island, we transfer to volcanic Rotorua and hike the Tongariro Alpine Crossing 'the best 1-day hike in New Zealand'. Then taking a ferry across the Cook Strait from Wellington to the South Island, we enter the famous Marlborough Sounds where we enjoy a trek on the Queen Charlotte track (with 2 night stay in a stunningly located ecolodge), a sailing boat journey, and hike part of the stunning Abel Tasman Coastal Track. Heading down the West Coast, we visit the Pancake Rocks at Punakaiki and hike up to the Franz Josef Glacier. Looping inland via Lake Wanaka, we reach the gateway to the amazing Fiordland at Te Anau. Here we make a scenic hike on the Routeburn Track and take a cruise on Milford Sound. Making our way north towards Christchurch, our final walks are to the Mueller Hut below Mount Cook and then a final 2 day hike where we will overnight at Rex Simpson hut near Lake Tekapo, which we will book out exclusively. Lake Tekapo has been declared an International Dark Sky Reserve and as we enjoy star-gazing from the hut, we can reflect on our unforgettable visit to this amazing country, far away in the South Pacific.

## Is this holiday for you?

This holiday is ideal for active travellers who enjoy exploring a country on foot via its best hikes. The walks we have chosen (particularly our 2-day hike in Lake Tekapo, and our hikes to the summits of Mt Roy and Mt Erika) are designed to take you just that little bit further than your average tour and off the beaten track where possible. There's a great mix of short rambles, unmissable day walks and 2-day hikes, ranging from 2 to 7 hrs in duration. Many of these can be considered optional. Our toughest walk will be the Tongariro Crossing where we will be walking for around 7hrs with around 1000m of ascent and descent. To explore both the North and South Islands will require us to cover some long distances, however our longest drive will still only be around 4hrs and we travel in a comfortable bus throughout. For the night at the Rex Simpson Hut you will not have access to your main baggage and will be required to carry your

overnight essentials with you (bedding is provided). This will mean carrying a slightly heavier rucksack on these days. The itinerary has also been designed to allow us to take the opportunity to stop off and stretch our legs as often as possible. Including two driver guides means there are no unnecessary rest days, so we can be on the move and include as much as possible. There are still a couple of days with a minimal amount of walking and on these days you have the option to take it easy, this is a holiday after all!

# Itinerary

Version: TNZ Walking New Zealand - North to South Island

## DAY 1

**Meet at the group hotel in Auckland. A single timed transfer from Auckland Airport is provided.**

Meet at the group hotel in Auckland. There will be a single timed transfer from the airport to the hotel in the city centre in the early afternoon. In the afternoon you may wish to head out and discover the 'City of Sails' harbour area, Auckland is famous for its many sailing yachts in the Hauraki Gulf. Auckland is an ethnically diverse city and home to more than a quarter of New Zealand's population. We catch up with our tour leaders at 5pm for a briefing, then most people will have an early dinner and be early to bed, to catch up on lost sleep.



**Accommodation**  
Hotel

## DAY 2

**Transfer to Rotorua. Walk at the sacred Blue Lake. Attend a traditional 'hangi' at a Maori village.**

After breakfast we drive 4hrs south to Rotorua, the most active thermal area in the country. From the moment we arrive in Rotorua we know that this is a special place - there is the whiff of sulphur in the air and the sound of spouting geysers. After checking in at our accommodation, there will be an afternoon guided walk at picturesque Blue Lake, a crater lake surrounded by native and exotic forest, including giant redwood trees which were planted in 1901. Our walk takes us through an area sacred to the Maori people will give us a better understanding of the volcanic history of this fascinating region. In the early evening we will attend a traditional 'hangi' at a Maori Village. This will be a relaxed evening, including a series of song and dance performances followed by a meal prepared in the traditional 'earthfire' oven using hot stones.

Meals: **B D**



**Accommodation**  
Hotel



**Ascent**  
125M



**Descent**  
125M



**Time**  
2 - 3 hrs walking







**Distance**  
6KM

## DAY 3

## Visit the Wai-O-Tapu thermal wonderland and walk the trails around the thermal area. Visit Lake Taupo.

After breakfast, we visit the Wai-O-Tapu, walking the trails around the Wai-O-Tapu thermal area, a colourful wonderland of craters, sulphur caves, hot springs and boiling mud pools. In the afternoon, we drive for a further 30 mins southwards to stunning Lake Taupo, New Zealand's biggest lake and on towards Tongariro National Park, New Zealand's oldest national park and a UNESCO dual heritage site for Maori cultural and spiritual significance, as well as for its unique volcanic features. We check into our accommodation for the next two nights.

Meals: **B**


	<b>Accommodation</b> Hotel		<b>Ascent</b> 60M		<b>Descent</b> 110M		<b>Time</b> 2 - 3 hrs walking		<b>Distance</b> 8KM
---	-------------------------------	---	----------------------	---	------------------------	---	----------------------------------	---	------------------------

### DAY 4

## Walk the spectacular Tongariro Alpine Crossing, made famous by Lord of the Rings!

Today there is the option for everyone to walk the Tongariro Alpine Crossing. Mount Tongariro reaches 1978m above sea level and has at least 12 separate ash cones, several of which have shown signs of recent activity. Peter Jackson chose this area as the location for Mordor and Mount Doom when filming the Lord of the Rings trilogy. Established in 1887, Tongariro was the first national park in New Zealand and the fourth in the world. It is a World Heritage area, a status which recognises the park's important Maori cultural and spiritual associations as well as its volcanic features. An early start is needed for this 18km walk, which starts out from the Mangatepopo Valley and finishes at the Ketetahi road. The Tongariro Crossing passes over spectacular volcanic terrain. Cold mountain springs, lava flows, an active crater, steam vents, emerald-coloured lakes and magnificent views combine to make this an enjoyable and memorable trip. The Tongariro Crossing is a committing full day hike. For those who don't wish to make the crossing, there is the option to explore at your leisure or relax at your accommodation.

Meals: **B**

	<b>Accommodation</b> Hotel		<b>Ascent</b> 800M		<b>Descent</b> 1150M		<b>Time</b> 6 - 7 hrs walking		<b>Distance</b> 20KM
---	-------------------------------	---	-----------------------	---	-------------------------	---	----------------------------------	---	-------------------------

### DAY 5

## Transfer to Wellington. Free time to explore. Afternoon inter-island ferry crossing to Picton and on to Lochmara Lodge.

We drive 4 hours south to Wellington, the 'Windy City' and New Zealand's capital. Our scenic route takes us on State Highway 1, the first section of which is called the 'desert road'. We see some of the North Island's sheep farming areas and also its rich agricultural plains. Arriving in Wellington in the early

afternoon, we should have time to explore some of its standout sights, including the incredible Te Papa Tongarewa, the National Museum of New Zealand, and the colourful harbour area. In the afternoon we board the inter island ferry for the 3 hour crossing to Picton, which takes us across the Cook Strait (named after Captain Cook, the first European to sail through it) and into the picturesque waterway of Marlborough Sound. On arrival in Picton we board a water taxi for our onward journey to Lochmara Lodge a stunningly located eco-lodge on the Queen Charlotte Track which will be our base for the next two nights.

Meals: **B**



**Accommodation**  
Ecolodge

## DAY 6

### A stunning day hiking on the Queen Charlotte Track, crossing the Te Mahia saddle.

Today we enjoy a full day hiking on the Queen Charlotte Track, walking in the heart of the beautiful Marlborough Sounds on a magnificent coastal track. After breakfast, we travel to Anakiwa via water taxi and after a walk along the water's edge we climb to the ridgeline above beautiful Onahau Bay. We will take some time to enjoy the spectacular views before descending to Mistletoe Bay for a swim. Our final climb over Te Mahia saddle takes us directly back to our base at Lochmara Lodge.

Meals: **B**



**Accommodation**  
Ecolodge



**Time**  
5 - 6 hrs walking



**Distance**  
17KM

## DAY 7

### A relaxed start to the day at Lochmara Lodge, before a late morning transfer to Motueka via Nelson.

It's hard to leave this beautiful place, but we head off on a late morning water taxi to Picton. From here we drive via Nelson to Motueka, following the coast road around Tasman Bay. There will be time for some short scenic stops along the way to break up the drive and stretch our legs. The drive should take around 2 hours. Overnight in a motel in Motueka, the gateway to the Abel Tasman National Park.

Meals: **B**



**Accommodation**  
Hotel

## DAY 8

**Walk the Abel Tasman Track from Marahau to Torrent Bay. Sail back to Motueka.**

Today we walk a section of the Abel Tasman Track, from Marahau (just north of Motueka) to Torrent Bay. The track is a total of 54.4kms in total and one of the Department of Conservations "Great Walks". The section we will walk shows off the best features of this coastline, with its golden beaches, forested headlands, offshore islands and hidden coves. Arriving at Torrent Bay, we will have lunch and then take sailing boat back to Motueka, where we will spend a second night.

Meals: **B L**

	<b>Accommodation</b> Hotel		<b>Ascent</b> 460M		<b>Descent</b> 460M		<b>Time</b> 3 - 4 hrs walking		<b>Distance</b> 12KM
---	-------------------------------	---	-----------------------	---	------------------------	---	----------------------------------	---	-------------------------

## DAY 9

**Transfer south to the coastal town of Punakaiki. Afternoon choice of walk in the local area.**

After breakfast, we set off on the scenic 4 hour drive south to the West Coast and the coastal town of Punakaiki. This takes us inland, through a pleasant landscape of farmland and forest, then we descend beside the Buller River to the sea. Following the rugged coastline, we reach Punakaiki at lunchtime and check in at our accommodation. In the afternoon, we will be keen to see the famous 'pancake rocks' and if the tides are in our favour we may also get to see the blowholes erupting seawater high into the air as the water surges deep into the cliffs. Also easily accessed from our accommodation is an excellent walk beside the Pororari River, through sub-tropical forest with many Nikau palm trees and limestone cliffs. A good place for a short hike before dinner.

Meals: **B**

	<b>Accommodation</b> Hotel		<b>Ascent</b> 400M		<b>Descent</b> 85M		<b>Time</b> 2 hrs walking		<b>Distance</b> 4KM
---	-------------------------------	---	-----------------------	---	-----------------------	---	------------------------------	---	------------------------

## DAY 10

**Transfer to the Westland Tai Poutini NP and the town of Fox Glacier, home to the Fox and Franz Josef Glaciers.**

We continue our drive down the West Coast, a dramatic shoreline that is engaged in a continual battle against the rolling waves of the Tasman Sea. Drive time today will be approximately 3 hours. On our left hand side the peaks of Westland and the Southern Alps become increasingly dominant. We stop off to make a 1.5 hour walk to the scenic Okarito Trig viewpoint. A former mining track (the area was once scene of a Klondike-style goldrush) leads up to the viewpoint from where there are 360 degree panoramic views of the Southern Alps and down to the Okarito lagoon below. The lagoon is one of NZ's

largest natural wetlands, and is home to over 70 bird species including the White Heron (Kotuku) and the Royal Spoonbill. The world's rarest and most endangered Kiwi (the Rowi) lives in the surrounding podocarp forest. Franz Josef Glacier is situated at the heart of the Southern Lakes, ringed by golden hills, snow-clad peaks, ancient forests, crystal-clear lakes and rivers. We have time to look around its shops and cafes and to walk up to the face of Franz Josef glacier, before checking in at our accommodation in nearby Fox Glacier town. Franz Josef Glacier and its near neighbour, Fox Glacier, tumble down from the highest peaks to an elevation of just 300 metres in the midst of luxuriant tropical forest - a unique phenomenon.

Meals: **B**





	<b>Accommodation</b> Hotel		<b>Ascent</b> 150M		<b>Descent</b> 150M		<b>Time</b> 1 - 2 hrs walking		<b>Distance</b> 4KM
---	-------------------------------	---	-----------------------	---	------------------------	---	----------------------------------	---	------------------------

## DAY 11

### Morning walk around Lake Matheson. Afternoon transfer to Mount Aspiring National Park.

We start the day with a walk around the jewel-like Lake Matheson. It is the perfect spot from which to watch the early morning sun illuminating the jagged peaks of the Southern Alps, reflected in the waters of the lake. This short walk sets us up nicely for the day, before we head south again, along the coast to the town of Haast. Here, the road heads inland and into the dramatic Mount Aspiring National Park. Drive time will be approximately 4 hours and we take several opportunities to stop off at the best coastal and lakeside viewpoints. Crossing the Haast Pass (562m) which has only been covered in tarmac since 1995, we enter the region of Otago, we reach the town of Wanaka, our home for 2 nights.

Meals: **B**

	<b>Accommodation</b> Hotel		<b>Ascent</b> 100M		<b>Descent</b> 100M		<b>Time</b> 2 - 3 hrs walking		<b>Distance</b> 4KM
---	-------------------------------	---	-----------------------	---	------------------------	---	----------------------------------	---	------------------------

## DAY 12

### Relax and enjoy a free day in Wanaka, one of New Zealand's best small towns.

Today is a well earned rest day. You can choose to relax and enjoy Wanaka's cafes and shops or, you can stick with the active theme of the tour, you might want to take advantage of one of the myriad of activities that are on offer around this adventure paradise. Nearby walks are Mt Iron, the Lake outlet track, Roys Peak or a glacier hike. It is also possible to go indoor climbing, kayaking or paddle boarding... the list is almost endless and there is something for everyone to enjoy in Wanaka.

Meals: **B**



---

 <b>Accommodation</b> Hotel	 <b>Ascent</b> 1250M	 <b>Descent</b> 1250M	 <b>Time</b> 6 hrs walking	 <b>Distance</b> 16KM
---	--	---	--	---

---

### DAY 13

## Drive to Fiordland National Park and walk Rainbow Reach. Overnight Te Anau.

Driving south-west out of Wanaka past the historic Cardrona Hotel, we cross the Crown Range to reach Arrowtown, Queenstown, Lake Wakatipu and the spectacular range of peaks known as the Remarkables. Our route follows the edge of the lake into the region of Southland, well known for its untamed and 'tussocky' landscapes. Journey's end today is the town of Te Anau, the point of entry into the Fiordland National Park, stunningly situated beside a lake and surrounded by mountains. We arrive in Te Anau in the early afternoon. In time to enjoy a 3 hour walk through mountain beech forest with some great river views. Some scenes in the Lord of the Rings movies were filmed near this part of the river. Further along we cross a kettle bog then continue to the shores of Lake Manapouri, one of New Zealand's deepest lakes. Afterward we return to Te Anau where we will stay tonight.

Meals: **B**

---

 <b>Accommodation</b> Hotel	 <b>Time</b> 3 hrs walking
--	---

---

### DAY 14

## Explore Milford Sound by boat. Hike to the Key Summit viewpoint on the Routeburn Track.

It is a 2-hour drive through amazing scenery to reach Milford Sound, where we can expect to see some of the world's most spectacular scenery. A boat cruise on the fiord is a not-to-be-missed experience. This area has the highest rainfall in New Zealand and there are many spectacular waterfalls that cascade into the sound. After the cruise we will make a hiking excursion up to the dramatic viewpoint of Key Summit on the Routeburn Track. From the top, there are superb views down onto the Hollyford, Greenstone and Eglington valleys. We will then drive back to our lodge in Te Anau, stopping off at one or two rest areas beside the road to try to spot the cheeky 'keas' (mountain parrots) whose party piece is stripping out the rubber seals from around car windscreens.

Meals: **B**

---

 <b>Accommodation</b> Hotel	 <b>Ascent</b> 140M	 <b>Descent</b> 120M	 <b>Time</b> 3 hrs walking	 <b>Distance</b> 8KM
---	---	--	--	--

---

## DAY 15

## Drive to Twizel, gateway to Mt Cook National Park, via Queenstown on the shores of Lake Wakatipu.

This is largely a driving day of around 4 to 5 hours, but we will find time to stop off for a brief walking tour of the exhilarating, year-round resort of Queenstown. Nestled on the shores of Lake Wakatipu, Queenstown has become a mecca for adventure activities including bungy jumping, sky diving, canyon swinging, jet boating, horse riding and river rafting. Then, heading north, we cross the Lindis Pass to reach the east side of the Southern Alps, the 'Misty Mountains' of Peter Jackson's Lord of the Rings film trilogy, and continue our journey as far as the town of Twizel, beside the lake of the same name. This is the gateway to the Mount Cook National Park. We overnight in Twizel.

Meals: **B**



**Accommodation**  
Hotel



**Time**  
1 - 2 hrs walking

## DAY 16

## Walk beneath Mount Cook (3754m), the highest mountain in New Zealand, to the Mueller Hut.

After breakfast at our lodge, we drive to the northern end of Lake Pukaki and set off on a full day return hike to the Mueller Hut. This is the classic Mount Cook 1-day trek and provides us with great views of the Hooker and Mueller glaciers, as well as of Mount Cook itself. Mount Cook (or Aoraki to the Maori) is the highest mountain in New Zealand at 3754m. The route to the hut is quite steep and climbs rapidly from the valley floor, past a couple of tarns, and then up to the top of the ridge. The Mueller Hut is situated at the very top of the ridge at an altitude of 1830m and the views across the whole area are excellent. There are easier options for those seeking a less active day, including the Hooker Valley or the Mount Sebastapol ridgeline. In the afternoon we drive back to our accommodation in Twizel.

Meals: **B**



**Accommodation**  
Hotel



**Ascent**  
1000M



**Descent**  
1000M



**Time**  
6 - 7 hrs walking



**Distance**  
10KM

## DAY 17

## Drive to Lake Tekapo and hike to the Rex Simpson Hut, home to the best star gazing in the world!

It is just a short drive to Lake Tekapo from where we begin our walk-in to the Rex Simpson Hut. The trail crosses open grassland to the northern end of the lake. Arriving in the early afternoon, we have plenty of

time to enjoy the expansive views across the huge interior plateau, with the peaks of the Southern Alps beyond. This remote hut is a great place to chill out and enjoy the fabulous views of the lake and surroundings mountains. In 2012, Lake Tekapo and the Mackenzie Basin were declared an International Dark Sky Reserve on account of the virtually light-pollution-free skies and the high number of clear nights throughout the year. The Magellanic Clouds - satellite galaxies to the Milky Way - that are only visible in the southern hemisphere can be seen from here year round.

Meals: **B D**






 <b>Accommodation</b> Mountain Hut / Refuge	 <b>Ascent</b> 550M	 <b>Descent</b> 5M	 <b>Time</b> 3 hrs walking	 <b>Distance</b> 8KM
---	---	--	---	--

## DAY 18

### Ascent of Erica's Peak (2000m) for fantastic views of the Southern Alps. Drive to Lake Tekapo.

We have an early start to make the most of this last day of walking to ascend Erica's Peak. Above the hut, we soon gain a beautiful, sinuous ridge, nicknamed 'Snake Ridge' and follow this, gaining height gradually across tussocky terrain, to the top of Erica's Peak (2000m). This is a fantastic viewpoint for the peaks of the Southern Alps, including the east face of Mount Cook. Returning to the hut, we descend to our vehicle and drive to Lake Tekapo Township where we may want to head out for a final, celebratory dinner and reflect on our experiences of this amazingly varied and friendly country.

Meals: **B L**

 <b>Accommodation</b> Hotel	 <b>Ascent</b> 650M	 <b>Descent</b> 1100M	 <b>Time</b> 5 - 6 hrs walking	 <b>Distance</b> 20KM
---	---	---	--	---

## DAY 19

### Departure Day. Transfer to Christchurch Airport.

KE Land Only package services end after breakfast. A complimentary single, timed group transfer to Christchurch Airport is provided. Anyone may use this transfer. The transfer time to Christchurch is approximately 3 hours.

Meals: **B**

# Holiday Information

## What's Included

- 2 Professional and qualified Tour Leader/Drivers
- A single timed transfer from airport to hotel in Auckland on Day 1
- A single timed transfer to the airport in Christchurch on Day 19
- Meals as described in the Meal Plan
- All transport required by the itinerary
- All activities/excursions/entrance fees mentioned except where specified as 'optional' National Park entrance fees

## What's not Included

- Travel Insurance
- Some meals as described in the Meal Plan
- Tips
- Miscellaneous personal expenditure - drinks and souvenirs etc

## Joining Arrangements & Transfers

The group will meet at the group hotel in Auckland.

A single transfer from Auckland Airport to the hotel in Auckland is included on Day 1. This transfer will usually be timed to meet the Emirates flight arriving in the late morning.

Anyone may join the group transfers by prior arrangement. Travelling as a group or on public transport saves energy. If your flight schedule does not fit with this timed transfer, taxis are available outside the airport at all times or you can pre-book a transfer with a shuttle bus service such as Super Shuttle ([www.supershuttle.co.nz/](http://www.supershuttle.co.nz/)).

On last day of the holiday (Day 19) there will be a single timed transfer to Christchurch Airport from the group hotel in Tekapo. This transfer is timed to arrive at the airport in time for the check-in of the early evening Emirates flight. Those departing later than this can also take advantage of this transfer. If your flights depart earlier than this, please be aware it is a journey of approximately 3 hours from Tekapo to Christchurch and the taxi fare is approximately 400 - 600 NZ dollars.

Hotel contact details and an emergency number will be provided with your booking confirmation.

## Food & Water

Water from the taps is perfectly drinkable on this holiday - please use this to fill your personal bottles for your daily activities. We do not encourage the purchase of single-use plastic bottles.

Evening meal and lunches are generally not included, with the exception of a traditionally prepared, Maori-style evening meal on Day 2, lunch on board the boat on Day 8, and dinner on Day 17 and lunch on Day 18 - both of which will be prepared by your Tour Leader at the Rex Simpson hut.

Where there is access to a wide choice of restaurants, cafes and /or menu choices to suit all budgets/appetites, it makes sense to leave the choice to you. Your Tour Leader will also be able to make recommendations and suggestions for places where the group can eat together if you would like.

New Zealand has a variety of well-stocked supermarkets, bakeries and cafes where items for lunch can be purchased.

## Special Diets

Whilst we can cater for vegetarians, albeit sometimes with a more limited choice, we cannot always provide for special diets. Due to the nature of some of the trips that we operate and the countries in which we operate them, it can be very hard (and sometimes impossible) to cater for a wide range of dietary choices and you may have to supplement your meals with food/snacks from home. If you have specific dietary requirements please do speak to our sales team and they will be able to advise you whether or not we will be able to offer your specific choice. Please note that we are unable to provide separate menus and cannot accept liability for any problems arising from special dietary requirements or intolerances.

## Accommodation

We will use a good standard of accommodation throughout. Accommodation styles will vary from high end city hotels to stunningly located ecolodges, to more simple rural motel style hotels, but each will be comfortable and well located. With the exception of the night at the Rex Simpson Hut all accommodation will be twin-share. If you are travelling by yourself, you will be paired up with another single client of the same sex. With the exception of the Rex Simpson Hut all rooms will be en suite.

The Rex Simpson Hut is a traditional New Zealand back-country hut, which will be booked out exclusively for our stay. Here accommodation will be in mixed bunked rooms with shared bathrooms. Sleeping bags and sheet-liners will be provided. There are no showers, but warm water and a basin can be provided for washing or you can find a private spot at a nearby stream. The toilet is a traditional longdrop loo with a view! The hut is fully equipped with pot belly stove, firewood, gas and solar lighting. Sleeping bags, sheet-liners, pillows and mattresses are provided. Though the accommodation here will be more basic, the unique experience of spending the night in the middle of a designated dark sky reserve will more than make up for this.

Single rooms are available on some nights for a supplementary cost. If you are planning on extending your holiday additional nights at the group hotel are also available on request.

## Group Leader & Support Staff

Each group will be accompanied by 2 professional and qualified tour leaders, who will also share responsibility for driving the support vehicle. The walks on Days 6 and 8 will be led by local tour guides. This is to ensure that our Tour Leaders can be ensured of the right amount of rest time within such a busy itinerary.

## Spending Money

A total of £650 should cover the cost of your miscellaneous expenses, including none included meals. You should take at least some of your travel money in the form of cash and exchange this on arrival in Auckland. It is not necessary to obtain New Zealand dollars prior to departure. It is possible to withdraw cash from ATM's at towns throughout the trip and credit and debit cards can be widely used. If you are intending to buy expensive souvenirs, you should budget accordingly (plastic cards can be useful in this respect). Also, if you expect to buy considerable quantities of soft drinks or beer, you should make an allowance for this.

## Guidance on Tipping

Tipping is not expected in New Zealand, although if your guide has done a good job, you may feel it is appropriate to reward him or her with a tip or a gift. Also, for good service in restaurants it is not uncommon to leave a tip of around 10%.

## Baggage Allowance

For this holiday you should take one piece of luggage and a daypack. Luggage with wheels is useful for this holiday. For international flights please check your baggage allowance with your airline. For the night at the Rex Simpson Hut you will not have access to your main baggage. You will need to carry your overnight essentials with you in your rucksack.

## Group Size & Holiday Status

For each holiday there is a minimum number of participants required to enable it to go ahead. Once the minimum number is reached, the trip status will change from 'Available' to 'Guaranteed to run'. You can check the trip status for each departure in the 'Dates and Prices' table. Other than in exceptional circumstances, we will not cancel a trip once it has achieved this guaranteed to run status so you are free to proceed with your international flight booking and other travel arrangements.

# General Information

---

## Passport & Visas

From 1 October 2019, travellers must have an NZeTA (New Zealand Travel Authority) to travel to New Zealand. From July 2019 you can request your NZeTA via the Immigration New Zealand mobile app or the Immigration New Zealand website ([www.immigration.govt.nz/nzeta](http://www.immigration.govt.nz/nzeta)). The app is fast, easy to use, and the most affordable option. The cost of the ETA is NZD\$9 for requests made via the mobile app and NZD\$12 for requests made via the Immigration NZ website. You will be asked to pay your International Visitor Conservation and Tourism Levy (IVL) of NZD\$35 (Aug 2019) at the same time. ETA requests will take between 5-10 minutes to complete. Once issued, an ETA is valid for up to two years and can be used for multiple visits to NZ.

## Currency

The unit of currency in New Zealand is the New Zealand Dollar.

## Preparing for your Holiday

Getting some additional exercise before coming on an active holiday makes a lot of sense. The fitter you are, after all, the more enjoyable you will find the experience. You should be aerobically fit and comfortable with walking for up to 7 hours. Hill walking is the best training, but running, cycling and swimming are also good for developing cardiovascular fitness and stamina.

## Climate

We run our New Zealand trekking trips during the Southern Hemisphere spring and summer period of November through to March. At this time of year, we can expect temperatures of between 20°C and 25°C during the day, falling to between 10°C and 15°C at night. Surrounded by warm oceans, New Zealand has a maritime climate and does experience rainfall throughout the year. In the South Island, the West Coast receives far more rain than the east of the island, which lies in the rain shadow of the mountains.

## Travel Aware

As a reputable tour operator, KE supports the British Foreign, Commonwealth and Development Office's '[Travel Aware](#)' campaign to enable British citizens to prepare for their journeys overseas. The 'Travel Aware' website provides a single, authoritative source of advice for all kinds of travellers and we recommend that before travel, all KE clients visit the official UK Government website at [travelaware.campaign.gov.uk](http://travelaware.campaign.gov.uk) and read the FCDO Travel Advice for their chosen destination. North Americans can also check out the U.S. Department of State website: [www.travel.state.gov](http://www.travel.state.gov) for essential travel advice and tips.

KE treat the safety and security of all clients as the most important aspect of any trip we organise. We would not run any trip that we did not consider reasonably safe. Should the FCDO advise against travel for any reason, we will contact everyone booked to travel to discuss the situation. We receive regular updates directly from the FCDO and are in constant touch with our contacts on the ground. If you have any questions about government travel advice, please call our office.

## Single Use Plastic

KE do not encourage the use of single use plastic items. We are ensuring that our agents all over the world are working together to reduce the problem and educate those around them. We are leading by example in our KE office by reducing our plastic use.

## Books

- Lonely Planet. New Zealand.
- Fodor's Exploring. New Zealand.
- The Rough Guide to New Zealand.

## Travel Insurance

It is an essential condition of joining a holiday with KE Adventure Travel that you have a valid travel insurance policy to cover the cost of medical treatment and to protect the value of your holiday in the event of cancellation. When taking out insurance please ensure the policy you choose covers you for the activities and altitude included in your itinerary.

For appropriate insurance cover we recommend Campbell Irvine Direct. Please go to our [Travel Insurance](#) page for further information and to get a quote.

# Equipment Information

## Equipment List



The following checklist should help you with your packing. As a general rule, you should always try to keep the weight of your equipment to a minimum.

Hiking boots and poles are likely to be checked for cleanliness by customs on arrival in New Zealand. This is to protect against any contaminants that might cause harm to New Zealand's primary industries. We would advise that these items are cleaned before packing.

**You must bring the following items:**

- Hiking boots
- Training shoes
- Socks
- Trekking trousers
- Waterproof jacket
- Waterproof overtrousers
- Underwear
- Baselayer shirts (1 short sleeve, 1 long sleeve)
- T-shirts and/or casual shirts
- Fleece jacket or warm jumper
- Warm fleece gloves or mittens
- Warm hat
- Sunhat
- Sunglasses
- Daypack 30 litres

- Headtorch and batteries
- Sun protection (including total bloc for lips, nose etc.)
- Water bottles 1 litre (x2) (we encourage re-filling water bottles rather than single use plastic)
- Washbag and toiletries
- Antibacterial hand wash
- Small padlock (to lock luggage)

**The following items are optional:**

- Gaiters
- Spare laces
- Shorts
- Thermal baselayer - leggings
- Swimwear
- Trekking poles
- Insect repellent - (DEET)
- Camera
- Pen-knife (note: always pack sharp objects in hold baggage)
- Repair kit - (eg. needle, thread, duct tape)
- 

A basic medical kit will accompany each trek. We recommend that you bring your own personal first aid kit consisting of the following: Antiseptic cream, throat lozenges, diarrhoea treatment (Immodium), painkillers, plasters and blister treatment, Insect repellent (DEET), antihistamine cream and tablets, and

re-hydration salts (Dioralite).

- Reusable cloth bag for shopping (to avoid plastic bags)

## Cotswold Outdoor

Many of the equipment items listed above are available from [Cotswold Outdoor](#) - our '**Official Recommended Outdoor Retailer**'. When you book a holiday with KE you will receive a 12.5% discount with Cotswold Outdoor, Snow+Rock and Runners Need. The discount code can be downloaded from your MyKE account and you can use this code at the checkout, either in store or online.

## Land Only Information

LAND ONLY dates and prices are for joining in Auckland. A single timed transfer from Auckland Airport to the group hotel is provided. The holiday ends at Lake Tekapo. A single timed transfer from Lake Tekapo to Christchurch Airport is provided.

## Flight Inclusive Information

Limited seats are available at the advertised flight price, please book as early as you can. If we are unable to secure seats at the price shown, or you have requested regional departures and/or upgrades, we will provide you with an alternative quote. It is likely that flight payment will be in advance of your final holiday balance. Booking a flight inclusive package means you will benefit from full financial protection, eases your holiday planning, and leaves us to deal with airlines and schedule changes. If you book flights through KE Adventure Travel we will [offset the carbon of your flight](#).

Regional departures and/or alternative carriers are available on request.

## Flight Inclusive Information

The FLIGHT INCLUSIVE dates and prices are based on UK flights from London to Auckland airport. Outbound flights will depart the UK early evening, arriving late morning 2 days later (day 1 of the itinerary). Return flights will depart Christchurch airport in the early evening of the last day of the itinerary, arriving in the UK in the morning of the following day.

# Why Choose KE

---

## Why KE

To allow you to make the most of every second of your time in New Zealand we've not only kept our group sizes small, we've also included two expert driver/guides to accompany each group. This means we can include walks and activities on every day and it also ensures that you will be incredibly well looked after every step of the way.

**Please Note** This document was downloaded on 23/03/2025 and the trip is subject to change