

Cycling Alicante to Valencia

Trip Code: SGAV

Version: SGAV Cycling Alicante to Valencia



CYCLE



SELF-GUIDED



LEISURELY



HIGHLIGHTS

- **Limited time offer: FREE E-bike upgrade on 2026 departures***. [Find out more.](#)
- Cycle along the Mediterranean coast, across beautiful wetlands, and through mountain landscapes
- Discover the beauty and wildlife of the Marjal de Pegó-Oliva Natural Park
- Explore the picturesque fishing village of El Palmar with its Valencian huts and try All i Pebre, the typical dish of the region

- Cycle through rice fields, forests and the El Saler meadow in Albufera Natural Park
- Fall in love with Valencia, the deeply cultural city that combines traditional and modern and is home to the Holy Grail

AT A GLANCE

- 5 days cycling and sightseeing
- Daily departures available
- Join at Alicante / End in Valencia

ACCOMMODATIONS & MEALS

- 6 Breakfasts
- 2 nights Hotel
- 4 nights Hotel with swimming pool

[VIEW DATES, PRICES & BOOK YOUR HOLIDAY HERE](#)

Introduction

Jump on your bike and get away from the crowds to experience the other side of the Costa Blanca. Rice fields, wetlands teeming with wildlife, and Roman ruins - not what might spring to mind when you think of the Costa Blanca - so it is time to rediscover this magnificent region. Cycle from Alicante to Valencia on this one-week self-guided holiday and you will discover that there is much more to Spain's 'white coast' than sun, sand, and Benidorm. Greeks, Romans, and Arabs have all left their mark on this region, whether it be ancient ruins, imposing defensive castles, tasty cuisine, or annual festivals. We have designed this trip to showcase the hidden gems of the Costa Blanca and discover the region's rich history, whilst making use of the great local trains to avoid the larger ascents.

Cycling up to 50km a day you will have plenty of time to discover the colourful houses of Villajoyosa, sample the produce of the wineries in Xalo, watch the multitude of wildlife in the Marjal de Pego-Oliva and Albufera Natural Parks, and have plenty of opportunities to take a dip in the Mediterranean. Plus, staying in a fantastic selection of 3-star and 4-star accommodation on a bed and breakfast basis, you can be sure of a warm welcome at the end of each day. As your week in the saddle comes to a close you will arrive in Valencia for a taste of this vibrant city's culture. We recommend adding additional nights in Valencia so you can experience all this fantastic city has to offer - please ask our Sales Team for more information.

Is this holiday for you?

If you'd love to rediscover an area on two wheels and experience all the region has to offer, from its bustling cities to its sleepy villages, then this holiday is for you. Cycling an average of 50km per day on quiet roads, greenways, and cycle paths, your routes will take you along the coast with plenty of time to enjoy the many inviting beaches, as well as to the peace of the mountain villages for spectacular views. At the end of each day you can enjoy the comfort of a great selection of 3-star and 4-star accommodation on a bed and breakfast basis so that you have the flexibility to eat other meals at some of the many wonderful restaurants the region has to offer. We have even designed the rides to make use of the train on two days so you can avoid any busy sections and steep ascents, and instead focus on simply enjoying your journey.

Itinerary

Version: SGAV Cycling Alicante to Valencia

DAY 1

Arrive in Alicante, the 'the City of Light', and explore its old town and beautiful parks.

Arrive in Alicante, dubbed the 'the City of Light'. Located in the heart of the Costa Blanca, the city is one of the most important destinations along the coast and has been shaped by the many who have arrived in its port in search of new trade routes, including the Phoenicians, Greeks, Romans, and Arabs. Whilst there are plenty of beaches in Alicante, there is so much more to enjoy. Visit the Santa Barbara Fortress that stands watch from Mount Benacantil and admire the magnificent panorama over the city below, or wander through the old town and step inside the church of Santa Maria. Built in the 13th century on the site of an old mosque, it was rebuilt with a Baroque façade following a fire in the 15th century. Or, simply enjoy a coffee in the square by the Town Hall surrounded by Baroque architecture and watch the world go by. Staying in a quiet part of the city, you might choose to relax in the nearby Parque La Marjal with its scenic ponds and walking trails. In the evening enjoy the sea views as you take a stroll along the striking mosaic walkway of Explanada de Espana, evocative of the waves and lined with palm trees, and the bustling evening scene with many bars and restaurants nearby.



Accommodation

Hotel with swimming pool




DAY 2

Discover Torre de la Illeta, keep watch for imaginary pirates, and admire the colourful houses of Villajoyosa as you cycle to Benidorm.

On your first ride of the week, you will explore the wonderful countryside surrounding Alicante before returning to the coast to ride along the promenade towards your first goal, El Campello, with plenty of opportunities to stop for a dip in the sea as you go. Reaching El Campello you can't help but notice the Torre de la Illeta, a watch tower dating back to 1554, standing proud over the marina and built to keep a look-out for incoming pirate attacks. You will have time to visit the tower, and the neighbouring archaeological site of La Illeta dels Banyets that sits on a peninsula jutting out into clear blue waters. From here, you will hop onto a streetcar tram with your bike to avoid cycling on a busier section of road as well as a lot of climbing. Feeling refreshed you'll hop off the tram into a riot of colour at Villajoyosa, famous for its vividly painted houses in a region where almost everything else is decorated in white. Be sure to take time to meander through the old town and perhaps enjoy lunch in one of the pretty squares before hopping back on your bike. Saying farewell to Villajoyosa, you can enjoy the rest of your ride towards Benidorm, a town that started as a small fishing village now has a skyline dominated by

skyscrapers against the most stunning backdrop of mountains and inviting blue waters. Staying at the far side of Benidorm in a quiet part of town, you can toast to a great first day on the bike.

Meals: **B**

	Accommodation Hotel with swimming pool		Ascent 255M		Descent 210M		Distance 47KM
---	--	---	-----------------------	---	------------------------	---	-------------------------

DAY 3

Cycle between the mountains and the sea to the historic town of Javea.

Having had a taste of Benidorm, today you say farewell and ride away from the coast on your way to the historic town of Javea. You will ride along the coast to Albir, a beautiful town with broad tree-lined avenues and an inviting Blue Flag beach. It is also home to the best-preserved Roman ruins on the Costa Blanca, with an open-air museum displaying the well-preserved Roman baths. Take time to visit and enjoy a morning coffee before hopping on the tram with your bike to avoid an otherwise busy stretch of road, and head to Benissa. Arriving in Benissa enjoy the expansive views before jumping back on your bike to continue your ride between the mountains and sea. With far reaching views along your way, you'll wind your way inland towards the rural town of Xalo with its many wineries and beautiful scenery, before descending to the coast to discover Javea. This medieval town with its white-sand beach is one of the most beautiful towns on the Costa Blanca and is a complete contrast from the bright lights of Benidorm. Enclosed in the remains of walls built to keep out the pirates, take a stroll through the old town with its narrow, cobbled streets, pale Tosca sandstone porticoes and Gothic bay windows, and visit the church of San Bartolome. Later on, head to the promenade and sample the local fare in one of the many fantastic seafood restaurants that line the seafront.

Meals: **B**

	Accommodation Hotel with swimming pool		Ascent 415M		Descent 605M		Distance 48KM
---	--	---	-----------------------	---	------------------------	---	-------------------------





DAY 4

Cycle through the majestic Natural Park of Marjal de Pegó-Oliva to the historic town of Gandia.

Feeling refreshed, you'll hop onto your bike and ride through contrasting landscapes between the mountains and the sea towards Denia, her castle standing watch over this beautiful coastal town. This makes a lovely spot to pause and enjoy the culture and the warm hospitality of the local cafes. When you are ready to carry on pedalling, you will ride along the coast to the Marjal de Pegó-Oliva natural park, a fantastic wetland area teeming with flora and fauna with the likes of striking water lilies and yellow iris providing a colourful home for herons, black-winged stilt, and many more birds and reptiles. If you are a

budding naturalist, this is certainly a day for the binoculars! Originally a simple lake, this vast wetland now has many hiking and cycling trails to explore. When you have finished observing the nature, you'll continue your ride until you reach Gandia, your home for the night, where you will feel immersed in the glorious legacy of the region. Take a stroll through its historic centre, visit the many sites including the castle and, next door, the Convent of Santa Clara. After all this exploring it is time to enjoy dinner at one of the many excellent restaurants along the Passeig de les Germanies.

Meals: **B**

	Accommodation Hotel		Ascent 390M		Descent 415M		Distance 50KM
---	-------------------------------	---	-----------------------	---	------------------------	---	-------------------------

DAY 5

Cycle through a landscape of mountains, farmland, and coast on your way the seaside town of Cullera.

Today's ride is the most challenging of the week as you climb your way through spectacular mountainous landscapes and villages, and we can promise that the extra effort is worth the reward - in fact an e-bike could be your best friend! You can enjoy extensive vistas as you ride on quiet mountain roads through fragrant forests and picturesque ravines, and feel refreshed as you make a beautiful descent surrounded by farmland back towards the coast. You'll have plenty of time to stretch your legs and enjoy the welcoming villages along the way too. Re-joining the coast, you'll cycle through citrus groves and rice fields to Cullera, your home for the night. Nestled on the banks of the Jucar River, the town is a popular beach destination that epitomises the cultural history of the area. There is plenty to see, including old churches, a medieval castle, the Hermitage of Santa Ana with its beautiful Islamic interior, and the Torre del Marenyet - built in 1577 to keep watch for approaching pirates. Check into your hotel and soak up the essence of the Mediterranean, surrounded by quintessentially Valencian scenery and pristine beaches.

Meals: **B**

	Accommodation Hotel with swimming pool		Ascent 615M		Descent 640M		Distance 46KM
---	--	---	-----------------------	---	------------------------	--	-------------------------




DAY 6

Ride through Albufera Natural Park, the home of Spain's biggest lake and where Paella was invented, to the charming city of Valencia where ancient and modern combine.

Your final ride of the week is one of rural tranquillity as you make your way through vast farmlands and discover the spectacular Albufera Natural Park of Valencia. This ecological paradise covers an area of

over 21,000 hectares, and is home to Spain's largest lake, paddy fields, forests, and several endemic species. The huge freshwater lagoon supports a major ecosystem at its centre, providing an important habitat for wildfowl, and with the skies reflected in its calm clear waters it is also stunning to look at. It is surrounded by a second ecosystem, which is actually the largest in the park, made up of marshland and paddy fields. The paddies play an important role in the conservation of this ecosystem, a wonderful example of man and nature working together in harmony. The rice itself forms the main ingredient in what is possibly the region's most famous dish, Paella. We recommend stopping off at one of the excellent local restaurants to sample this tasty dish in the region where it was invented. There is still a wonderful respect shown to nature here and, as you cycle along through this vast protected area, you will spot locals still using traditional fishing methods on the lake. During the second part of your ride through the nature reserve, you'll come alongside the natural buffer of forestry between the park and the sea. This woodland strip, 35km long and 1km wide, is yet another important eco-system and is home to a diverse range of fauna. Leaving the tranquillity of Albufera behind you approach the final goal of your week on the bike - the fascinating city of Valencia. Head to the Ciutat Vella - the old town - and venture up the 207 steps of the Miguelete tower for 360-degree views over the streets below before setting out to explore them for yourself. Visit the 13th-century Cathedral that is home of the Holy Grail, see the impressive frescoes at the church of San Nicolas, admire the stunning UNESCO-listed 15th-century Gothic architecture of La Lonja, the old Silk Exchange, or experience the hustle-bustle at the Mercado Central - Europe's largest market for fresh produce and a perfect spot for a celebratory drink. Perhaps you'd like to visit the National Museum of Ceramics, or the City of Arts and Sciences Monuments? You could spend a whole day in the museums alone! To truly appreciate this enthralling city and all it has to offer we recommend booking an additional night - just ask our Sales Team for details. However long you decide to stay, the evenings are made for toasting a great week in the saddle and your discovery of the real Costa Blanca, perhaps heading out to the marina to enjoy local seafood or Paella, or to the hip artsy barrio of Russafa for some excellent tapas.

Meals: **B**

 Accommodation Hotel	 Ascent 115M	 Descent 110M	 Distance 51KM
---	---	--	---

DAY 7

Departure Day.

Enjoy a relaxed breakfast and explore more of this fantastic UNESCO city before making your onward journey.

Meals: **B**

Holiday Information

What's Included

- All accommodation as described
- Meals as described in the Meal Plan
- Self-guided information pack containing your route notes
- Valencia guide book
- Luggage transfers
- Bike hire including helmet
- Navigation App and GPX tracks available

What's not Included

- Travel insurance
- Travel to Alicante
- Travel from Valencia
- Visas (if applicable)
- Some meals as described in the Meal Plan
- Local transfers
- Personal equipment
- Any e-bike upgrades
- Any additional activities/excursions indicated as optional

Your Self-Guided Pack & Route Notes

Each self-guided holiday comes with comprehensive route notes and a map or pocket guidebook of the area you are exploring. The route notes contain information about the places you will visit and the local transport you might need, along with the detailed route notes for your daily walks or cycle rides. We even include some tips for the best places to stop for lunch.

You can expect to receive your Self-Guided Pack containing your route notes, a map or guidebook, and all your relevant documents, no later than 3 weeks before your holiday start-date. We will send your documents using a signed-for courier so that you can track your package and know that it is safely on its way to you. For bookings of more than 4 people we will send an additional Self-Guided Pack. If you do not need this additional pack please inform our Sales Team. Your pack will be sent to the lead booker, so please remind them to pack it before setting off.

Should your self-guided trip be part of a longer adventure requiring you to leave home more than three weeks before your holiday start-date, please inform our Sales Team so that we can make alternative delivery arrangements.

Self-Guided Families

Our Self-Guided Holidays are perfect for your next family holiday and are suitable for children of all ages.

Our partner hotels and accommodations are able to provide cots for young children, and some offer family rooms. We can also arrange hire of children's bikes and tag along bikes for most of our self-guided cycling trips and with trips such as Lake Constance and the Danube offering routes on designated cycle paths you can rest assured in keeping your family safe.

As a parent we trust that you know your own child's capabilities, so please read the itinerary details to ensure the distances covered each day are suitable for your family. If this is a first time walking or cycling holiday for your family, a centre-based trip is a fantastic option as it allows you to easily opt out of a day's walking if a day of building sand castles, swimming in the pool, or visiting museums is calling instead.

Please discuss this further with our Sales Team who will be happy to assist in picking the best trip for your family.

Joining Arrangements & Transfers

The trip starts in Alicante and ends in Valencia. All of our self-guided holidays are sold on a Land Only basis, allowing you the flexibility to choose the travel method that best suits you. The nearest airport is Alicante Airport, which is well-served with many departures from UK regional airports. From the airport it is just a 30-minute bus ride into the city. The shuttle bus departs every 20 minutes from outside the airport during daytime hours. Please see www.alcairport.com/bus-travel-alicante-airport for more details.

The trip finishes in Valencia and the nearest airport is Valencia Airport. It is possible to take the metro from the city straight to the airport. The metro operates approximately every 15 minutes and the journey takes around 20 minutes. Please see www.rome2rio.com for more details.

From Valencia it is also possible to return to Alicante on the direct ALSA bus from Valencia to Alicante city centre, from where you can take the airport shuttle. The full journey takes approximately 3.5 hours. Please see www.alsa.com and www.alcairport.com/bus-travel-alicante-airport for more details.

Meal Plan

This trip is on a bed and breakfast basis to allow you the opportunity to enjoy dining at the many local restaurants.

Special Diets

Whilst we can cater for vegetarians, albeit sometimes with a more limited choice, we cannot always provide for special diets. Due to the nature of some of the trips that we operate and the countries in which we operate them, it can be very hard (and sometimes impossible) to cater for a wide range of dietary choices and you may have to supplement your meals with food/snacks from home. If you have specific dietary requirements please do speak to our sales team and they will be able to advise you whether or not we will be able to offer your specific choice. Please note that we are unable to provide separate menus and cannot accept liability for any problems arising from special dietary requirements or intolerances.

Food & Water

Water from the taps is perfectly drinkable on this holiday - please use this to fill your personal bottles for your daily activities. We do not encourage the purchase of single-use plastic bottles.

The Mediterranean coast is characterised by its abundant vegetables and top-quality fish dishes. It is no different on the Costa Blanca - this 218km stretch of coastline is bursting with delicious and unique cuisine, as well as some superb wines. The people of Valencia know how to work wonders with a humble grain of rice - after all, the city is surrounded by fields full of it. It is no wonder the region is the birthplace of Spain's famous *paella*, however it is not the only rice dish to star in the region. It's sibling, *Arroz al Horno*, is also scrumptious and instead is baked in a clay pot with various mixtures of meat or chickpeas, vegetables, potatoes, sometimes even dried fruit, and often topped with a whole head of garlic known locally as 'the partridge'. Another great local dish is 'Crusted Rice', which typically is made with rice and chunks of sausage and is characterised by a layer of baked egg on the top. *Mojama* is the dish to try whilst in Alicante - a typical tapas dish from the city made with filleted salt-cured tuna, served with bread and olive oil. As you make your way north through the region you can look forward to enjoying the best fried seafood in Javea, thanks to its freshness and quality, and the delicious red shrimp of Denia known for their vibrant red colour.

As you make your way inland, meat takes over the menu, with hearty dishes such as *Olleta* - a stew made with beans, bacon and morcilla (blood sausage similar to black pudding) and cured veal - being a popular choice. This is one of many dishes referred to as '*platos de cuchara*' ('dishes with a spoon'). These popular dishes were born out of necessity when the poor had to ensure that nothing was wasted and so leftovers were added to a pot, with stock, to make another filling and tasty dish. For those with a sweet tooth, be sure to stop in Villajoyosa to sample the chocolates and pastries, thought by many to be the best in Spain.

Of course all of these fantastic dishes need something equally delicious to wash them down. There are two main areas producing Alicante wine: La Marina, on the coast to the north of Benidorm between Denia and Calpe, has a Mediterranean climate very well-suited to growing the sweet, delicate, white wine Moscatel; Vinalopo, situated a little inland and with a dry continental climate, produces the red wine Monastrell (Spanish for Mourvedre), and the namesake of the grape grown in the many of the vineyards that you will pass on your rides. What could be better than enjoying a wine from the region in which you are cycling?

Accommodation

On this trip we have selected a lovely range of 3-star and 4-star hotels for you, some with swimming pools to relax in after a busy day in the saddle. All have been chosen for their fantastic locations and warm hospitality and have great areas to unwind, whether it be a cosy bar, an outdoor terrace, or a lounge area. All offer a good buffet breakfast to help fuel your rides each day, and some may be able to offer picnic lunches on request too.

It is possible to arrange additional nights' accommodation in Alicante and Valencia before or after your trip so that you can stay a little longer and enjoy all the cities have to offer. Please speak to one of our Sales Team for more information.

Bike Hire

Hybrid bikes come with 27 gears, and all bikes come equipped with a pannier for your daily essentials, plus a bike lock, pump, and repair kit.

Please note that it is a legal requirement to wear a helmet in Spain. We strongly recommend you to bring your own helmet with you for the best comfort, however rental helmets are included as part of this trip.

We also recommend packing a gel seat or a pair of padded cycling shorts for extra comfort, as whilst the cycling is leisurely and there are plenty of opportunities to stop and explore, it is always nice to have some padding for a more comfortable ride.

We are also able to arrange children's bikes. Please ask our Sales Team for details.

Upgrade to an E-bike

If you are looking for a bit of an extra boost whilst in the saddle, you can upgrade to an e-bike to make your ride even more leisurely.

Equipped with a battery and motor, these electric bikes give you a helping hand whilst you are pedalling, making it easier to climb hills, and travel further with less effort and more comfort.

E-bikes are available on this holiday at an additional supplement of £75 - just request this upgrade option from our Sales Team at the time of booking.

Baggage Allowance

Your main luggage will be transferred between each of your hotels while you are out on your ride. We ask that you please ensure that each piece of your luggage is under 20KG and that your luggage is ready for collection each morning. You will also need a daypack to carry your daily essentials with you whilst you are riding.

General Information

Passport & Visas

Europe

Your passport must meet 2 requirements. It must be:

- less than 10 years old on the day you enter (check the 'date of issue')
- valid for at least 3 months after the day you plan to leave (check the 'expiry date')

For the latest details on visiting countries within the EU or the European Economic Area (EEA), please check the UK Government website

The information that we provide is for UK passport holders.

A passport with 6 months remaining validity at the end of your stay is generally required, and you should have at least 2 blank pages for each country that you visit.

For other nationalities, please refer to your own Government website for the latest information.

It is your responsibility to ensure that you have the correct travel documents including vaccinations and health certificates (*see Health & Vaccinations below*), **and visas for your holiday**. Please ensure that you check the [FCDO](#) for the latest advice for **each country visited** before travel.

Health & Vaccinations

Vaccinations:

You should be up to date with the routine vaccinations recommended in the UK for overseas travel.

You must also contact your doctor or travel clinic to check if there are specific vaccinations or other preventive measures that you need for the area you are visiting, in good time before you are due to depart.

On holidays to more remote areas you should also have a dental check-up.

It is your responsibility to ensure that you have the correct travel documents including vaccinations and health certificates.

Please check the [FCDO](#) and [Travel Health Pro](#). For all of your intended destinations for up-to-date advice.

Severe Allergies:

If you have a severe allergy please inform the KE office before you travel. We will do all we can to help, but we cannot guarantee an allergy free environment on KE trips.

Preparing for your Holiday

The advantage of a self-guided cycling holiday is that you decide the pace. This trip is designed for regular leisure cyclists as the itinerary does include one steep climb on day 5. You should be comfortable with cycling 40-50 km a day on rural roads, side roads and cycle paths. It is always sensible to get some additional exercise before going on an active holiday and we advise you to dust off your bike and head out on a few rides before your holiday. After all, the fitter you are the more enjoyable your cycling will be.

Climate

The Costa Blanca has a Mediterranean climate, characterised by lots of sunshine (averaging around 3,000 hours each year - that's about 325 days of sunshine). Sea breezes help to moderate temperatures during the hotter summer months, when temperatures can reach around 25 - 30 degrees centigrade, and in the winter the mountains protect the region against cold north winds. The spring and autumn months provide a happy medium for cycling, with the occasional day of rain too, and especially in autumn there are fewer crowds.

Travel Aware

As a reputable tour operator, KE supports the British Foreign, Commonwealth and Development Office's '[Travel Aware](#)' campaign to enable British citizens to prepare for their journeys overseas. The 'Travel Aware' website provides a single, authoritative source of advice for all kinds of travellers and we recommend that before travel, all KE clients visit the official UK Government website at travelaware.campaign.gov.uk and read the FCDO Travel Advice for their chosen destination. North Americans can also check out the U.S. Department of State website: www.travel.state.gov for essential travel advice and tips.

KE treat the safety and security of all clients as the most important aspect of any trip we organise. We would not run any trip that we did not consider reasonably safe. Should the FCDO advise against travel for any reason, we will contact everyone booked to travel to discuss the situation. We receive regular updates directly from the FCDO and are in constant touch with our contacts on the ground. If you have any questions about government travel advice, please call our office.

Single Use Plastic

KE do not encourage the use of single use plastic items. We are ensuring that our agents all over the world are working together to reduce the problem and educate those around them. We are leading by example in our KE office by reducing our plastic use.

Books

Valencia and the Costa Blanca (Lonely Planet Regional Guides)

Costa Blanca Berlitz Pocket Guide (Berlitz Pocket Guides)

Travel Insurance

It is an essential condition of joining a holiday with KE Adventure Travel that you have a valid travel insurance policy to cover the cost of medical treatment and to protect the value of your holiday in the event of cancellation. When taking out insurance please ensure the policy you choose covers you for the activities and altitude included in your itinerary.

For appropriate insurance cover we recommend Campbell Irvine Direct. Please go to our [Travel Insurance](#) page for further information and to get a quote.

Equipment Information

SelfGuided Cycling Equipment List

- Cycling shorts
- Cycle helmet

- Functional base layer
- T-shirts
- Scarf
- Hat
- Windproof jacket
- Fleece / extra layer
- Rain protection
- Rucksack (approx. 20 l)
- Small first aid kit for your rucksack
- Sunscreen
- Water bottle or hydration pack
- Camera (batteries/memory card)
- Mobile Phone (ensure your data package covers your destination)
- Handlebar mount that is compatible with your smartphone
- Power bank
- Waterproof phone cover
- Sun glasses
- Personal wash kit
- Reusable cloth bag for shopping to avoid the use of plastic bags

- Tupperware for picnics

Land Only Information

Please note that our 'from' price listed is based on 4 persons on twin or double occupancy, however we can quote for any number of travellers including solo travellers - contact our Sales Team for a quote.

When considering your travel dates, you might like to investigate any seasonal opening times of attractions and points of interest.

All of our self-guided holidays are sold on a Land Only basis allowing you the flexibility to choose the travel method which best suits you. You may even wish to make this holiday part of a bigger adventure or pair it with one of our other holidays. We can arrange additional nights' accommodation before or after your self-guided trip - please ask our Sales Team to find out more about this.

Our Sales Team will be happy to provide you with a quote for scheduled flights, or alternatively you may wish to book your own flights with a low cost carrier from your nearest regional airport.

Please DO NOT book your flights before you have received your booking confirmation and your deposit has been taken.

Why Choose KE

Why KE?

Discover the other side of Spain's Costa Blanca as you experience its rich culture, wildlife, and landscapes. We have included standard bike hire in the cost of your trip so you can relax knowing that this is all taken care of for you. E-bike upgrades are available.

Please Note This document was downloaded on 18/04/2026 and the trip is subject to change