

# Self-Guided Cycling on Majorca

Trip Code: SGMC

Version: SGMC Self-Guided Cycling on Majorca



CYCLE



SELF-GUIDED



MODERATE



## HIGHLIGHTS

- Cycle a varied circuit around the stunning island of Majorca
- Ride along the coast and discover the sleepy villages of the rural inland
- Feast your eyes on the magnificent Tramuntana mountain range
- Enjoy plenty of chances to swim in the inviting turquoise waters of C'an Picafort

## AT A GLANCE

- Self-guided
- 6 days cycling and sightseeing
- BIKE HIRE INCLUDED
- Saturday departures
- Join at Palma de Mallorca

## ACCOMMODATIONS & MEALS

- 7 Breakfasts
- 7 nights Hotel

[VIEW DATES, PRICES & BOOK YOUR HOLIDAY HERE](#)

# Introduction

Majorca is certainly the seducer of the Balearics for cyclists and hikers alike with sunshine almost all year round, hidden coves, turquoise waters, breath-taking mountains and most importantly miles upon miles of quiet roads to be cycled. We have specially designed this one week self-guided cycling holiday to showcase some of our favourite spots on the island. Starting in Playa de Palma you will first cycle along the southern coast, taking in the history of the island and the enchanting botanical gardens of Ses Salines, before following the east coast to Cuevas del Drach to discover the island's fascinating geology. Heading north you can delight in the quieter beaches and fantastic views across Alcudia Bay. The second part of your adventure provides an insight into island life behind the tourist resorts; escaping to the centre of the island to discover slower rural life on the island, filled with orange plantations and olive groves as you pedal beneath the awe-inspiring Tramuntana Mountains.

You will spend 3 days circumnavigating the beautiful bustling coast, staying in a fantastic selection of 4\* hotels on a bed and breakfast basis before retreating to the hinterland to unwind in the tranquillity of our finca-style hotel for two nights on a bed and breakfast basis and experience the nearby traditional restaurants each evening. As your week draws to a close you cycle back to the beaches of Playa de Palma for one last dip in the inviting ocean and to explore the island's capital, Palma.

## Is this holiday for you?

This trip is ideal if you are looking for a challenging week of cycling in the warmth of the Mediterranean sun. Cycling an average of 50-60km per day on quiet roads, rural tracks and cycle paths your routes will take you to traditional villages, stunning peaks and along rugged coast. We have designed this trip specifically to allow you the opportunity to experience all aspects of a destination; enjoy the many cafes and facilities of the popular tourist resorts, relax on hidden coves away from the hustle and bustle, and find solitude in the centre of the island beneath the impressive Tramuntana Mountains. Staying in 4\* accommodation along the way you are sure to have the desired comfort to relax after a busy day of exploring.

# Itinerary

Version: SGMC Self-Guided Cycling on Majorca

## DAY 1

### Arrive in Playa de Palma, settle into your hotel and explore the town.

Arrive on Mallorca, an island of sunshine, sea and cycling and make your way to Playa de Palma. Depending on your time of arrival you may wish to spend the afternoon relaxing on the beach with a good book, or alternatively you may wish to visit nearby Palma with its beautiful honey coloured stone buildings. Dating back to the 13th century Palma is the oldest city on the island. This fascinating spot is teeming with history from its Gothic Cathedral at the heart of the city where the medieval streets wind their way to bohemian neighbourhoods, bustling markets and lively squares alive with cafes and restaurants. When you have finished exploring you will return to your hotel to enjoy your first evening meal on the island.



**Accommodation**  
Hotel

## DAY 2

### Discover the ruins of Capocorp Vell and the white beaches of Llevant as you cycle to Sant Jordi.

Today begins with a short welcome meeting where you will be fitted for your bike and have opportunity to ask any questions you may have. Once you are all kitted out you will head off on your first ride heading along the coastline to the ruins of Capocorp Vell, the realm of the cyclops. These fascinating ruins are what remains of a Talayotic settlement; and nestled amongst carob, olive and almond trees the bar at the site makes for a great stop off for refreshments to fuel your ride. Hopping back on your bike your route continues passing traditional windmills to the saline fields of Llevant and its photogenic pink and white shimmering salt lakes. Here the beaches are the most beautiful on the island with the crystal clear waters and white sandy beaches of Es Trenc, perfect for an afternoon stop off before your final push to Sant Jordi, where your hotel and more inviting beaches await.

Meals: **B**



**Accommodation**  
Hotel



**Ascent**  
435M



**Descent**  
435M



**Distance**  
55KM







**DAY 3****Discover the arch of Es Pontas and the Cuevas del Drach as you cycle to Porto Cristo.**

Leaving Sant Jordi behind you begin to head inland towards the authentic agricultural town of Ses Salines. Your ride today will first take you to the meticulously designed botanical gardens of Ses Salines featuring many species of cacti that thrive in the warm sunny climate of Mallorca. From the botanical gardens your ride continues to the picturesque bay of Cala Santanyi, a lovely spot to stop for a morning coffee overlooking the turquoise blue waters before cycling on through quaint fishing villages to the arch of Es Pontas. This naturally formed rock arch not only makes for a fantastic photo opportunity but is a popular spot for rock climbers too.

Your final push for today takes you on to the lovely coastal village of Porto Cristo, where you will spend the evening. The town is also home to the famed Cuevas del Drach otherwise known as the Dragons Caves. The large cave system of Cueva del Drach was first explored in the late 19th century and is now a must see on the island. Guided tours are available daily and will take you on a journey through the extensive tunnels and caverns (payable locally). We recommend paying a visit before settle into your hotel for the evening; it is worth the extra pedalling!

Meals: **B**

---

	<b>Accommodation</b> Hotel		<b>Ascent</b> 620M		<b>Descent</b> 605M		<b>Distance</b> 55KM
--	-------------------------------	--	-----------------------	--	------------------------	--	-------------------------

---

**DAY 4****Cycle through small villages, discover the 'Majoricas' and enjoy a typical lunch at Petra as you cycle to C'an Picafort.**

Feeling rested your day begins by heading west inland to the quaint villages of Son Carrio and Manacor. It is here you will find the factories responsible for producing the famous artificial pearls known as Majoricas and the many shops selling the produce along with handmade ceramics and souvenirs. The village makes a great opportunity to stop and enjoy a visit to a local café before pedalling on through farmlands and windmills to reach Petra to sample typical Majorcan snacks at your included light lunch. Having had time to explore the town the final stage of your ride will take you through a charming rural landscape first to Santa Magalida and back to the coast to your home for the evening; C'an Picafort. You may even have time to relax on the beach and soak up the views across the bay before enjoying dinner at one of the local restaurants.

Meals: **B L**

---

	<b>Accommodation</b> Hotel		<b>Ascent</b> 625M		<b>Descent</b> 630M		<b>Distance</b> 60KM
---	-------------------------------	---	-----------------------	---	------------------------	---	-------------------------





---

**DAY 5****Delve into the interior of the island as you cycle beneath the magnificent Tramuntana mountain range.**

Today you exchange coastal views for a ride into the centre of the island and the backdrop of the spectacular Tramuntana mountain range. A wonderful path will lead you along the World Heritage acclaimed Tramuntanas. Following the valley you can enjoy the contrast of the mountain range on one side of you and olive groves on your other making for a great ride. As you approach Campanet the diverse limestone caves are a worthy stopping point to explore and enjoy a bite to eat. The caves are yet another fine example of the geographical artwork on the island. Continuing on through the rural landscapes your final goal of the day is your accommodation close to Inca for the next two evenings. The finca-style hotel is oozing with charm and is a true slice of paradise away from the busier coast where you can delight in a dip in the pool before finding an inviting restaurant for dinner.

Meals: **B**

---

	<b>Accommodation</b> Hotel		<b>Ascent</b> 495M		<b>Descent</b> 370M		<b>Distance</b> 65KM
---	-------------------------------	---	-----------------------	---	------------------------	---	-------------------------

---

**DAY 6****Cycle around Puig de Inca and discover the prestigious wines of Binissalem.**

Feeling rested your ride today will take you on a loop around the Puig de Inca which stands at 300m high. You will pass through fragrant orange plantations and olive groves to sleepy honey coloured stone villages, each providing a snapshot of rural Mallorcan life. The village squares are the perfect places to stop for a break and watch life go by before pedalling on. We recommend taking time to stop in the village of Binissalem, known for its wine production. The wines created here are said to be the best on the island and you can enjoy sampling them in one of the various bodegas in the village. Wine has been produced in the village since the Romans and despite suffering from the crops being wiped out by Phylloxera in the late 19th century production has returned to the village and the wines are as good as ever, even being awarded the special DO accreditation in 1990 for their quality. Your ride ends at your tranquil hotel near Inca where you can enjoy a swim in the pool before heading off to enjoy the local restaurants.

Meals: **B**

---

	<b>Accommodation</b> Hotel		<b>Ascent</b> 705M		<b>Descent</b> 705M		<b>Distance</b> 55KM
---	-------------------------------	---	-----------------------	---	------------------------	---	-------------------------

---





**DAY 7**

## Pedal through pretty villages to the Playa de Palma.

Your final ride of the week is one of contrasts as you leave the peaceful centre of the island with its pretty sleepy villages and make your way back towards the vibrant coast. As you cycle closer to Playa de Palma the island awakens with the buzz of holiday makers enjoying the beautiful beaches and all the activities it has to offer. You will have time to take a dip in the sea and stroll along the promenade before heading to your hotel to enjoy an evening meal and toast to a great week of cycling.

Meals: **B**

---

	<b>Accommodation</b> Hotel		<b>Ascent</b> 400M		<b>Descent</b> 530M		<b>Distance</b> 55KM
---	-------------------------------	---	-----------------------	---	------------------------	---	-------------------------

---

### DAY 8

## Departure Day.

Enjoy a relaxed breakfast and a final stroll along the promenade before making your onward journey.

Meals: **B**

# Holiday Information

---

## What's Included

- All accommodation as described
- Luggage transfers
- Meals as described in the Meal Plan
- Self-guided information pack containing your map and route notes
- Welcome briefing
- Bike hire

## What's not Included

- Tourist tax if due is not included in the price
- Travel insurance
- Travel to /from Playa de Palma
- Local transfers
- Visas (if applicable)
- Some meals as described in the Meal Plan
- Personal equipment
- Any additional activities/excursions indicated as optional

## Your Self-Guided Pack & Route Notes

Each self-guided holiday comes with comprehensive route notes and a map or pocket guidebook of the area you are exploring. The route notes contain information about the places you will visit, about the local transport you might need, along with the detailed route notes for your daily walks or cycle rides. We even include some tips for the best places to stop for lunch.

You can expect to receive your Self-Guided Pack containing your route notes, a map or guidebook and all your relevant documents no later than 3 weeks before your holiday start date. We will send your documents using signed for courier so that you can track your package and know that they are safely on their way to you. For bookings of more than 4 people we will send an additional Self-Guided Pack. If you do not need this additional pack please inform our sales team. Your pack will be sent to the lead booker so please remind them to pack it before you set off.

Should your self-guided trip be part of a longer adventure requiring you to leave home more than three weeks before your holiday start date, please do inform our sales team so that we can make alternative delivery arrangements.

## Self-Guided Families

Our Self-Guided Holidays are perfect for your next family holiday and are suitable for children of all ages.

Our partner hotels and accommodations are able to provide cots for young children, and some offer family rooms. We can also arrange hire of children's bikes and tag along bikes for our self-guided cycling trips and with trips such as Lake Constance and the Danube offering routes on designated cycle paths you can rest assured in keeping your family safe.

As a parent we trust that you know your own child's capabilities, please read the itinerary details to ensure the distances covered each day are suitable for your family. If this is a first time walking holiday for your family, a centre based trip is a fantastic option as it allows you to easily opt out of a days walking if a day of building sand castles, swimming in the pool or visiting museums is calling.

Please discuss this further with our sales team who will be happy to assist in picking the best trip for your family.

## Joining Arrangements & Transfers

This trip starts and ends at Palma de Mallorca. All of our self-guided holidays are sold on a land only basis allowing you the flexibility to choose the travel method which best suits you. The nearest airport for this trip is Palma de Mallorca Airport with many departures from regional UK airports.

If you are flying to Palma de Mallorca Airport you can travel via public transport to Playa de Palma, the journey takes approximately 45 minutes. From the airport take the shuttle bus direct to Playa de Palma. For more information please visit [www.tib.org](http://www.tib.org)

Alternatively you may wish to take a taxi for approximately 20 euros.

## Meal Plan

This trip is on a bed and breakfast basis to allow you the opportunity to enjoy dining in one of the local restaurants. We have also included a typical light lunch on Day 4.

## Food & Water

Many places on this holiday have drinkable water from the tap to fill your personal water bottles. Please check with the leader at the various locations. Please take purification tablets or a filter bottle (such as a [Water-To-Go bottle](#)) for days when drinking water out of the tap is not available. We do not encourage the purchasing of single use plastic bottles.

This is on bed and breakfast basis allowing you to sample the local delicacies of the area. We have also included a typical light lunch on day 4 of your trip so you can enjoy more of the local delights.

Like most Mediterranean countries Majorcan cuisine is a delicious array of locally produced fresh vegetables, fruits, olives and nuts. Food on the island is simple, clean and tasty with continental style breakfasts consisting of fruits, fresh breads and pastries including the popular Emsaimada, a sweet coiled pastry filled with anything from custard to fruit or even sliced sobrassada sausage.

Along your route you can enjoy a picnic with a view or sample the local tapas in a nearby café. Our tip: if you would like a mixture of different tapas, then just ask for a tapas variadas! As you would expect seafood is a popular ingredient on the island with a favourite dish being caldereta de llagosta, a pleasant stew made with lobsters caught between Majorca and Menorca. Vegetarians are well catered for on the island with vegetables in abundance, a particular tasty dish is Tumbet, similar to ratatouille. Other popular dishes are hearty rice soups and pork lion in a yummy Majorcan sauce.

## Special Diets

Whilst we can cater for vegetarians, albeit sometimes with a more limited choice, we cannot always provide special diets. Due to the nature of some of the trips that we operate and the countries in which we operate them, it can be very hard (and sometimes impossible) to cater for a wide range of dietary choices and you may have to supplement your diet with food/snacks from home. If you have specific dietary requirements please do speak to our sales team and they will be able to advise you whether or not we will be able to offer your specific choice. Please note that we are unable to provide separate menus and cannot accept liability for any problems arising from special dietary requirements or intolerances.



## Accommodation

We have hand selected a great selection of 4\* hotels for you on this trip, all selected for their great locations and hospitality. All of the hotels offer comfortable bedrooms, and great communal areas including a restaurant and bar area. The hotels all offer a great buffet breakfast to fuel you on your rides and some also have a pool area for you to cool off after a day on the trails.

We have also included two nights in a more traditional finca-style hotel in the centre of the island allowing you the opportunity to immerse yourself in real Mallorca, away from the hustle and bustle of the coast.

It is possible to arrange additional nights accommodation in Playa de Palma before or after your trip if you would prefer to explore this fabulous island a little more. Please refer to the dates and prices tab for further details or speak to one of our sales team.

## Bike Hire

Bikes come with 21 gears and all bikes come equipped with a pannier and handlebar bag for your daily essentials plus a milometer, a bike lock, pump and repair kit.

The bikes provided for this trip come in two different frame types- unisex or male bike frame. Unisex bikes being provided for passengers up to a height of 185cm and male bike frames are provided for those above 185cm. If you would prefer a specific frame bike i.e. a male bike frame, please request this with our sales team.

You also have the option of upgrading to bike plus hire on this trip for an additional supplement of £ 60. The bike plus option provides a slightly sportier sitting posture and comes with upgraded items such as 27 gears, hydraulic brakes and a front suspension fork. This is a great option for those looking for a slightly comfier ride without upgrading to an e-bike.

Please note that it is a legal requirement to wear a helmet in Spain. We strongly recommend you to bring your own helmet with you for the best comfort however, you can purchase a helmet to collect on your arrival in Playa de Palma for an additional €40.

We also recommend packing a gel seat for extra comfort or a pair of padded cycling shorts, whilst the cycling is leisurely and there are plenty of opportunities to stop and explore it is always nice to have some padding for a comfortable ride.

E-bikes are also available at an additional supplement of £ 230. We are also able to arrange tandem bikes, children's bikes, trailers and child seats. Please ask our sales team for details.

## Baggage Allowance

Your main luggage will be transferred between each of your hotels while you are out on your ride. We ask that you please ensure your luggage is under 20KG and that your luggage is ready for collection each morning. You will also need a daypack to carry your daily essentials with you.

# General Information

---

## Passport & Visas

### Europe

Your passport must meet 2 requirements. It must be:

- less than 10 years old on the day you enter (check the 'date of issue')
- valid for at least 3 months after the day you plan to leave (check the 'expiry date')

For the latest details on visiting countries within the EU or the European Economic Area (EEA), please check the UK Government website

The information that we provide is for UK passport holders. A passport with 6 months remaining validity at the end of your stay is generally required, and you should have at least 2 blank pages for each country that you visit.

**It is your responsibility to ensure that you have the correct travel documents and visas for your holiday.** Please ensure that you check for the latest advice before travel. For the most up to date information on entry requirements, please visit the [UK Government website](#).

## Health & Vaccinations

### Vaccinations

You should contact your doctor or travel clinic to check whether you require any specific vaccinations.

### GHIC / Medical cover

UK residents should carry a free Global Health Insurance Card (GHIC). This entitles you to state provided medical treatment when you're visiting an EU country or Switzerland. This is not a substitute for medical travel insurance which is vital when travelling overseas.

### Severe Allergies

Please inform our KE Sales and support team of any severe allergies you may have before travel. We will always do our best to help but we are unable to guarantee an allergy free environment on our KE trips. We advise that you always carry your own treatment for the allergy with you such as 'adrenaline auto-injectors' if required. We also recommend that you discuss this with your accommodation on arrival so that they can better assist you.

## Preparing for your Holiday

The advantage of a self-guided cycling holiday is that you decide the pace. This trip is designed for regular leisure cyclists as the routes do contain some slightly hillier terrain. You should be comfortable with cycling 40-60 km a day on rural roads, side roads and cycle paths. It is always sensible to get some additional exercise before going on an active holiday and we advise you to dust off your bike and head out on a few rides before your holiday. After all, the fitter you are the more enjoyable your cycling will be.

## Climate

The Balearic Islands have a typical Mediterranean climate with mild winters and hot summers making it the perfect spring or autumn getaway when temperatures are around 25-30 degrees and a welcomed breeze from the sea and the mountains remain cooler for walking. In the summer the islands become extremely hot with temperatures reaching up to 35+ degrees while winters are mild on the islands it also bring periods of strong winds and rain, particularly in the mountains.

## Travel Aware

As a reputable tour operator, KE supports the British Foreign, Commonwealth and Development Office's '[Travel Aware](#)' campaign to enable British citizens to prepare for their journeys overseas. The 'Travel Aware' website provides a single, authoritative source of advice for all kinds of travellers and we recommend that prior to travel, all KE clients visit the official UK Government website at [travelaware.campaign.gov.uk](https://travelaware.campaign.gov.uk) and read the FCDO Travel Advice for their chosen destination. North Americans can also check out the U.S. Department of State website: [www.travel.state.gov](https://www.travel.state.gov) for essential travel advice and tips.

KE treat the safety and security of all clients as the most important aspect of any trip we organise. We would not run any trip that we did not consider reasonably safe. Should the FCDO advise against travel for any reason, we will contact everyone booked to travel to discuss the situation. We receive regular updates direct from the FCDO and are in constant touch with our contacts on the ground. If you have any questions about government travel advice, please call our office.

## Single Use Plastic

KE do not encourage the use of single use plastic items. We are ensuring that our agents all over the world are working together to reduce the problem and educate those around them. We are leading by example in our KE office by reducing our plastic use.

## Books

- Snowball Oranges by Peter Kerr
- One Mallorcan Summer by Peter Kerr

## Travel Insurance

It is an essential condition of joining a holiday with KE Adventure Travel that you have a valid travel insurance policy to cover the cost of medical treatment and to protect the value of your holiday in the event of cancellation. When taking out insurance please ensure the policy you choose covers you for the activities and altitude included in your itinerary.

For appropriate insurance cover we recommend Campbell Irvine Direct. Please go to our [Travel Insurance](#) page for further information and to get a quote.

# Equipment Information

## SelfGuided Cycling Equipment List

- Cycling shorts
- Cycle helmet
- Functional base layer
- T-shirts
- Scarf
- Hat
- Windproof jacket
- Fleece / extra layer
- Rain protection
- Rucksack (approx. 20 l)
- Small first aid kit for your rucksack
- Sunscreen

- Water bottle or hydration pack
- Camera (batteries/memory card)
- Mobile Phone (ensure your data package covers your destination)
- Handlebar mount that is compatible with your smartphone
- Power bank
- Waterproof phone cover
- Sun glasses
- Personal wash kit
- Reusable cloth bag for shopping to avoid the use of plastic bags
- Tupperware for picnics

## Cotswold Outdoor



Many of the Equipment items listed above are available from [Cotswold Outdoor](#) - our '**Official Recommended Outdoor Retailer**'. When you book a holiday with KE you will receive 12.5% discount voucher from Cotswold Outdoor and other retailers.  
[>> Find out more](#)



## Land Only Information

Please note our 'from price' listed is based on 4 persons on twin or double occupancy, however we can quote for any number of travellers including solo travellers, contact our sales team for a quote.

This trip is available for departures on Saturdays throughout the dates listed.

All of our self-guided holidays are sold on a Land Only basis allowing you the flexibility to choose the travel method which best suits you. You may even wish to make this holiday part of a bigger adventure or pair it with one of our other holidays. We can arrange additional nights accommodation before or after your self-guided trip, ask our sales team to find out more about this.

Our sales team will be happy to provide you a quote for scheduled flights or alternatively you may wish to book your own flights with a low cost carrier from your nearest regional airport.

Please DO NOT book your flights before you have received your booking confirmation and your deposit has been taken.

We offer some transfers to your hotel from the nearest airports, please refer to the 'joining arrangements and transfers' for further details for this trip.

## Why Choose KE

### why KE?

On this adventure we've combined the beautiful coastal destinations Majorca is famed for with a taste of the contrasts of its rural interior, ensuring you get the true Majorcan experience. We have included your bike hire and an authentic Majorcan lunch at one of our favourite restaurants in the beautiful town at Petra.

**Please Note** This document was downloaded on 15/05/2024 and the trip is subject to change