

Walking Salzburg's 10 Lakes

Trip Code: SGTL

Version: SGTL Walking Salzburg's 10 Lakes



WALK & TREK



SELF-GUIDED



MODERATE



HIGHLIGHTS

- Walk amongst some of the most beautiful summits in the Salzkammergut area
- Discover the UNESCO town of Hallstatt and the Imperial town of Bad Ischl
- Enjoy boat journeys across Wolfgangsee and Hallstattersee
- Walk in the footsteps of the Von Trapps at Basilica Minor St Michael, featured in The Sound of Music

AT A GLANCE

- Self-Guided
- 6 days walking
- Luggage transfer
- GPS travel app
- Daily departures
- Join at Fuschl

ACCOMMODATIONS & MEALS

- 7 Breakfasts
- 7 nights Hotel

VIEW DATES, PRICES & BOOK YOUR HOLIDAY HERE

Introduction

Rugged peaks tower next to lovely, forest-covered hills and idyllic lakes on this one week self-guided holiday in Austria. Located less than an hour from Salzburg the magnificent Salzkammergut and its ten lakes have been the playground for Salzburg's residents for centuries. They have welcomed royalty, the musical genius Mozart and even the Von Trapp's in the Sound of Music. Now they welcome you, as you follow the fantastic mountain trails to the colourful spa and salt mining villages of Fuschl, Mondsee, Bad Ischl, and Halstatt. Walking an average of 20km per day this trip offers more of a challenge than our [grade 2: Walking in Austria](#) holiday. This is a trip for those that prefer to spend more time on the trail than visiting the towns below. Although you will of course still have plenty of time to enjoy a bowl of Goulash and a slice of tasty apfelstrudel in the welcoming 'alms' along the way. And at the end of each day you can look forward to the opportunity to take a dip in one of the glistening lakes and the welcoming hospitality of our family run 3* hotels and Gasthofs. Experience a true slice of heaven, otherwise known as Austria!

Is this holiday for you?

This trip is ideal if you are looking for a challenging week of walking in the Austrian Lake District. Walking an average of 5-6 hours and ascending no more than 600m a day on well-established paths, your routes will take you to discover alpine passes for fantastic views; to crystal clear lakes; and traditional villages full of colourful window boxes and architecture. This is a trip designed to truly experience the Salzkammergut region as you walk on the routes that have been used support the salt industry for centuries. Staying in a wonderful selection of family run 3* hotels and Gasthofs you are sure to be well looked after.

Itinerary

Version: SGTL Walking Salzburg's 10 Lakes

DAY 1

Arrive in Fuschl and explore the romantic lakeside town.

Arrive in the romantic lakeside town of Fuschl and check into your hotel for the evening. This tranquil lake is surrounded by deep green pine dressed hills and with less than 1500 people calling the town home, it is the perfect place to relax into 'holiday mode'. Depending on the time of your arrival you may wish to take a stroll along the lakeshore, enjoy a dip in the inviting turquoise waters or join one of the boat trips around the lake. The town is also home to Fuschlseebad, a fantastic public pool and spa facility; a popular feature in alpine towns and perfect for those travelling with children, or prefer the pool to the lake waters.



Accommodation
Hotel

DAY 2

Discover the Wartenfels ruins and walk to Mondsee with an option to ascend Schober peak.

Your first day walking in this fantastic area will take you to neighbouring Lake Mondsee, known as the moon lake. Legend has it Duke Odilo was hunting in the area with his entourage when he became lost on the rocky Cliffside and nightfall set in. It is said the moon suddenly appeared from behind the clouds and the duke could see the reflection on the lake. He vowed to build an abbey beside the lake, which he named Mondsee (Moon Lake). The lake is in fact the warmest in the region, reaching temperatures of 27 degrees in the summer, making it a popular weekend get away with families and watersports lovers from Salzburg. Leaving Fuschl your route will take you out of town to begin your ascent over the western shoulder of Schober peak. Before long, you will reach the Wartenfels ruins which date back to 1259 and provide a fantastic view point over the lakes of Mondsee and Irrsee. The castle once held the court for the districts of Thalgau, Fuschl, Faistenau and Abersee. From here you begin your descent towards your final goal of the day, Mondsee. You will have time to enjoy a coffee and explore the town and the beautiful Basilica Minor St Michael, with its lemon-yellow baroque façade. You may recognise the Basilica from the emotional von Trapp wedding in the film The Sound of Music. **OPTIONAL EXTENSION:** For experienced, sure-footed walkers today's route also provides the option to ascend Schober peak. You require a head for heights for this extension as you follow a section of grade 1 via ferrata on steep rocky ground to the peak. Please see 'important notice' on the holiday information tab for more details

Meals: **B**

	Accommodation Hotel		Ascent 350M		Descent 550M		Time 5-6 hours walking		Distance 10KM
---	-------------------------------	---	-----------------------	---	------------------------	---	----------------------------------	---	-------------------------

DAY 3

Walk to a high alpine pasture to discover tasty treats at Lake Schwarzensee.

Today begins with a short bus journey to the pretty town of Unterach on the southern shores of Lake Attersee, which was previously known as 'Little Venice' because of the many villas that were built here during the town's heyday. Leaving Unterach, your walk begins with a gentle warm up along the lakeshore to the ravine at Burggrabenklamm; from here, you begin an exciting ascent on the hiking trail through the gorge to reach the idyllic Lake Schwarzensee. The breath taking balcony path of the Valerieweg rises above the mountain stream, with some rocky passages and steep sections. Some sections that are more exposed are fitted with safety cables to aid you on your way. An alternative route is available in case of inclement weather or for those who may not feel as comfortable on such terrain. Reaching the lakeshore, you will find Zur Lore mountain hut; the perfect spot to stop for lunch or a slice of tasty apfelstudel. Fuelled on tasty treats you continue on your walk to tackle your final ascent of the day before dropping down to your home for the evening in St Wolfgang. Depending on availability, you may stay in Abersee on the other side of the lake.

Meals: **B**

	Accommodation Hotel		Ascent 400M		Descent 350M		Time 5 hours walking		Distance 15KM
---	-------------------------------	---	-----------------------	---	------------------------	---	--------------------------------	---	-------------------------

DAY 4

Discover the Blinkingmoos Nature Reserve, enjoy dramatic mountain views and relax in the spa town of Bad Ischl.

This morning, sail from St Wolfgang across to Abersee. Your route commences by taking you through the natural reserve of Blinkingmoos, a 100 hectare reserve which was originally a stilted area of Wolfgangsee, however, over time the clay and peat have built up to provide the perfect environment for alpine flowers to flourish, forming a carpet of colour through the spring. Declared a nature reserve in 1973 the area is home to over 40 species of plants, some of which are endangered. As you walk through the flower filled pastures you are accompanied by fantastic views across the lake to the remarkable peaks of the Schafberg mountains. Reaching the end of the lake you begin to follow the gushing waters of the river Ischl to join the romantic Sissi-Path, named after Franz Joseph's beloved wife Elizabeth (Sissi) of Bavaria. This well-established path will lead you past the tiny Lake Nussensee to Bad Ischl, famed for its old Imperial Villa where Emperor Franz Joseph spent his summers with his wife Sissi. In the evening, you can enjoy a stroll along the lake shore before dinner in one of the many restaurants. Exploring the town you will soon discover why this lovely spa town was given the royal approval!

Meals: **B**

	Accommodation Hotel		Ascent 200M		Descent 250M		Time 5-6 hours		Distance 19KM
---	-------------------------------	---	-----------------------	---	------------------------	---	--------------------------	---	-------------------------

DAY 5

Walk through the Rettenbach valley to the welcoming Blaa Alm and descend to spend the evening in the spa town of Altaussee.

Feeling refreshed, today your route will take you first along a section of the well-known Brine Trail before heading through the Rettenbach valley to the open alpine pastures leading you to Ausseerland; a place where time seems to have stood still, to create a unique ambience. Salt mining was big business and is referred to as the region's 'white gold'. The Brine Trail was originally part of this lucrative industry when the 34 km wooden brine pipeline was used to transport the salt water from Hallstatt's UNESCO salt mine to the salt works in Bad Ischl. Now the former pipeline provides a picturesque walking trail for you to enjoy. After just a short distance on the trail you break off to enter the Rettenbach valley, walking between soaring mountainsides and past quaint alpine huts, leading you to the start of today's ascent. Your efforts are rewarded as you reach open pastures and the welcoming Blaa Alm at the foot of the Loser massif. Here you can reward your efforts with a coffee and perhaps one of the regions tasty treats before taking the final descent to your hotel in Altaussee. Nestled on the shores of Lake Altaussee, the town of the same name has a history much like that of neighbouring Hallstatt; rising to fruition thanks to the rich salt deposits which provided the lucrative salt industry and development of the spa town, with many coming to enjoy the healing benefits of the mineral rich waters. You can explore the town and perhaps enjoy a swim in the lake before dinner.

Meals: **B**

	Accommodation Hotel		Ascent 450M		Descent 200M		Time 5-6 hours walking		Distance 19KM
---	-------------------------------	---	-----------------------	---	------------------------	---	----------------------------------	---	-------------------------






DAY 6

Visit Bad Aussee and discover the Koppenbrueller ice cave as you walk to Obertaun. End your walk with a pleasant boat journey to Hallstatt.

Today provides the longest walk of the week, however with little ascent along the way you will have time to enjoy the contrasting scenery as you go. Your route begins on a well-established path leading you along the riverbank of the River Traun. Before long you will arrive in the traditional holiday resort of Bad Aussee, home to the Narzissenfest (Daffodil Festival) each May when the slopes of the Dachstein, Loser and Toten Gebirge become a sea of white, yellow and green. The festival is a celebration of the beautiful wild-growing daffodils including a magnificent floating parade. You will have time to enjoy a morning coffee stop before heading into the wild and idyllic Koppental valley where you can often spot courageous kayakers tackling the bouncing waters of the river. The valley will lead you to the Koppenbrueller caves; the youngest of the Dachstein ice caves and one of the natural wonders of the

Alps. If you listen, you will be able to hear the roar of the ice and water moving within the caves. Having discovered the natural beauty of the caves, you continue on a lovely high path leading you to the lakeshore and your boat across the lake to Hallstatt, allowing you to see the town from a different perspective before you explore the UNESCO town on foot. In the evening, you can enjoy dinner in one of the many inviting restaurants.

Meals: **B**



	Accommodation Hotel		Ascent 200M		Descent 400M		Time 5-6 hours walking		Distance 22KM
---	-------------------------------	---	-----------------------	---	------------------------	---	----------------------------------	---	-------------------------

DAY 7

Sail across Hallstatter to walk along the historic Brine path for a second opportunity to explore Bad Ischl.

Your final walk of the week starts with a boat journey across Hallstatter See to pick up where your walk ended yesterday. Stepping on to dry land, you follow the lakeshore along the breath taking Hallstattersee Ostuferweg, walking on footbridges directly above the water's surface to the head of the lake and the village of Bad Goisern. Arriving in Bad Goisern you will have opportunity to explore the quaint streets and perhaps enjoy lunch in one of the many cafes in the beautiful village centre. Feeling refreshed your route continues following first the river Traun to join the historic Brine Trail through meadows and rural farmlands to return to Bad Ischl. Here you will have a second opportunity to explore this colourful royal town, and perhaps raise a glass to a great week of walking, before taking the bus to Fuschl, where you will spend your final evening.

Meals: **B**

	Accommodation Hotel		Ascent 100M		Descent 150M		Time 5-6 hours walking		Distance 21KM
---	-------------------------------	---	-----------------------	---	------------------------	---	----------------------------------	---	-------------------------

DAY 8

Departure Day

Enjoy an easy paced morning with breakfast and a final stroll through Fuschl before your onward journey.

Meals: **B**

Holiday Information

What's Included

- All accommodation as described
- Meals as described in the Meal Plan
- Self-guided information pack containing your map and route notes
- Luggage transfers
- Welcome meeting
- Boat on Lake Wolfgangsee
- Boat on Lake Hallstatter See
- Navigation App and GPX tracks available

What's not Included

- Travel insurance
- Travel to/from Fuschl
- Public buses
- Visas (if applicable)
- Tourist Taxes may apply and are usually under 5 Euros per person per night
- Some meals as described in the Meal Plan
- Personal equipment
- Any additional activities/excursions indicated as optional

Important Notice

On day 2 of the itinerary there is an option to ascend Schober peak. This optional extension is only advised for experienced, surefooted walkers with a head for heights. The route follows a steep rocky trail with a section of grade 1 or A via ferrata. This can include some fixed wired ropes, chains and short ladders on steep rocky ground with some exposure. If you decide to undertake the ascent of Schober Peak we strongly recommend using a climbing helmet, harness and via ferrata lanyards.

Your Self-Guided Pack & Route Notes

Each self-guided holiday comes with comprehensive route notes and a map or pocket guidebook of the area you are exploring. The route notes contain information about the places you will visit and the local transport you might need, along with the detailed route notes for your daily walks or cycle rides. We even include some tips for the best places to stop for lunch.

You can expect to receive your Self-Guided Pack containing your route notes, a map or guidebook, and all your relevant documents, no later than 3 weeks before your holiday start-date. We will send your documents using a signed-for courier so that you can track your package and know that it is safely on its way to you. For bookings of more than 4 people we will send an additional Self-Guided Pack. If you do not need this additional pack please inform our Sales Team. Your pack will be sent to the lead booker, so please remind them to pack it before setting off.

Should your self-guided trip be part of a longer adventure requiring you to leave home more than three weeks before your holiday start-date, please inform our Sales Team so that we can make alternative delivery arrangements.

GPS Travel App

This holiday includes a GPS navigation app, which contains the routes for you to follow each day, as well as attractions, coffee stops and points of interest along the way. The app does not need to have Wi-Fi connection to work, you simply follow the instructions we provide you to download the app to your personal smartphone device before you leave home and you are ready to go.

While the travel app is running, your phone battery charge can be consumed faster than normal, so we strongly recommend that you pack a power bank with you just in case you require it.

Self-Guided Families

Our Self-Guided Holidays are perfect for your next family holiday and are suitable for children of all ages.

Our partner hotels and accommodations are able to provide cots for young children, and some offer family rooms. We can also arrange hire of children's bikes and tag along bikes for most of our self-guided cycling trips and with trips such as Lake Constance and the Danube offering routes on designated cycle paths you can rest assured in keeping your family safe.

As a parent we trust that you know your own child's capabilities, so please read the itinerary details to ensure the distances covered each day are suitable for your family. If this is a first time walking or cycling holiday for your family, a centre-based trip is a fantastic option as it allows you to easily opt out of a day's walking if a day of building sand castles, swimming in the pool, or visiting museums is calling instead.

Please discuss this further with our Sales Team who will be happy to assist in picking the best trip for your family.

Joining Arrangements & Transfers

The trip starts and ends at your hotel in Fuschl. All of our self-guided holidays are sold on a land only basis allowing you the flexibility to choose the travel method which best suits you. The nearest airport for this trip is Salzburg Airport with many departures from regional UK airports.

Transport connections from Salzburg to Fuschl are extremely good. If you are flying into Salzburg Airport you can take the public bus to Salzburg main bus terminus from where you can take the bus directly to Fuschl. The journey takes an hour and the buses run approximately every 35 minutes, so you can sit back and relax as you soak in the colourful alpine scenery.

Another option is to fly into Munich which allows for better regional flight options from the UK. If you are flying into Munich the train journey to Salzburg central station adds approx two and half hours to your journey to Fuschl. Salzburg bus terminus is located next to the station.

The Austrian Federal Railways (ÖBB) offers a useful app for planning your journey on the public transport network. Visit <https://www.oebb.at/en/fahrplan/fahrplanauskunft/scottymobil> for more information.

Meal Plan

This trip is on a bed and breakfast basis to allow you the most flexibility during your holiday.

Food & Water

Water from the taps is perfectly drinkable on this holiday - please use this to fill your personal bottles for your daily activities. We do not encourage the purchase of single-use plastic bottles.

Food in Austria is a hearty affair with many stews, schnitzel and delicious desserts on offer to fuel all those walks in the beautiful peaks. When you think of Austrian cuisine it is hard not to think of goulash, strudel and yummy chocolate Sachertorte for which the country is famed but there is a world of history behind these national favourites along with many more.

Austrian cuisine is symbolic of the former crownlands of the monarchy with its multi-cultural history with Hungarians, Bohemians, Slovaks, Poles, Croats and immigrants from the Dalmatia, Subcarpathia, Bukovina and Carniola all bringing their favourite recipes with them as they came to Vienna. The best of the best have become fully integrated into the Austrian menu. Take the Apfelstrudel for example, which originally came from Turkey after being adopted by Hungary. Who would have thought this national dish was actually Turkish?

The best bit of this self-guided holiday is that we have created it on a bed and breakfast basis to allow you the opportunity to discover the many delicious dishes Austrians have adopted and created. We are sure you won't be disappointed.

Special Diets

Whilst we can cater for vegetarians, albeit sometimes with a more limited choice, we cannot always provide for special diets. Due to the nature of some of the trips that we operate and the countries in which we operate them, it can be very hard (and sometimes impossible) to cater for a wide range of dietary choices and you may have to supplement your meals with food/snacks from home. If you have specific dietary requirements please do speak to our sales team and they will be able to advise you whether or not we will be able to offer your specific choice. Please note that we are unable to provide separate menus and cannot accept liability for any problems arising from special dietary requirements or intolerances.

Accommodation

Alpine hospitality is second to none and you are sure for a warm welcome in our selection of family run 3* alpine hotels and traditional Gasthofs on this trip. All of the accommodations on this trip have been chosen for their fantastic locations and character. Some also have spa and pool facilities, making them perfect for unwinding after a day of exploring. The accommodations all offer a great breakfast buffet to fuel you for the day ahead and rooms are on a double or twin basis, typically with Austrian style twin beds as is traditional in this area (two beds within one bed frame and separate bedding).

It is possible to arrange additional nights accommodation if you would like to enjoy this magnificent region a little longer. Please refer to the dates and prices tab for further details or speak to one of our sales team.

During high season you may be booked into an alternative accommodation of a similar standard in the area.

Baggage Allowance

Your main luggage will be transferred between each of your hotels while you are out on your trek. We ask that you please ensure your luggage is under 20KG and that your luggage is ready for collection each morning. You will also need a daypack to carry your daily essentials with you.

General Information

Passport & Visas

Europe

Your passport must meet 2 requirements. It must be:

- less than 10 years old on the day you enter (check the 'date of issue')
- valid for at least 3 months after the day you plan to leave (check the 'expiry date')

For the latest details on visiting countries within the EU or the European Economic Area (EEA), please check the UK Government website

The information that we provide is for UK passport holders.

A passport with 6 months remaining validity at the end of your stay is generally required, and you should have at least 2 blank pages for each country that you visit.

For other nationalities, please refer to your own Government website for the latest information.

It is your responsibility to ensure that you have the correct travel documents including vaccinations and health certificates (*see Health & Vaccinations below*), **and visas for your holiday.** Please ensure that you check the [FCDO](#) for the latest advice for **each country visited** before travel.

Health & Vaccinations

Vaccinations

You should contact your doctor or travel clinic to check whether you require any specific vaccinations.

GHIC / Medical cover

UK residents should carry a free Global Health Insurance Card (GHIC). This entitles you to state provided medical treatment when you're visiting an EU country or Switzerland. This is not a substitute for medical travel insurance which is vital when travelling overseas.

Severe Allergies

Please inform our KE Sales and Support team of any severe allergies you may have before travel. We will always do our best to help but we are unable to guarantee an allergy free environment on our KE trips. We advise that you always carry your own treatment for the allergy with you such as 'adrenaline auto-injectors' if required. We also recommend that you discuss this with your accommodation on arrival so that they can better assist you.

Currency

The currency for part or all of this holiday is the Euro.

Preparing for your Holiday

The advantage of a self-guided walking holiday is that you decide the pace however getting some additional exercise before coming on an active holiday makes a lot of sense. The fitter you are, after all, the more enjoyable your walks will be. You should be comfortable with walking 4 to 6 hours for consecutive days. We suggest that you try to fit in a number of daily walks in hilly countryside before your trip and it's always a good idea to spend some time walking in the footwear you are going to use on this holiday.

Climate

The Salzkammergut area is in the wet-warm-moderate climate zone making for warm summers ideal for exploring the mountains and lakes. The ideal time for a hiking tour is spring, summer and autumn. Although spring and autumn can be a bit more rainy, the spring brings fantastic alpine flowers and the autumn brings beautiful autumnal colours and warm lakes after a summer of warming sun. The summer is the most popular time to visit this area when there is the least rain and the lakes are abundant with people enjoying watersports and cooling off after a day of exploring.

Travel Aware

As a reputable tour operator, KE supports the British Foreign, Commonwealth and Development Office's '[Travel Aware](#)' campaign to enable British citizens to prepare for their journeys overseas. The 'Travel Aware' website provides a single, authoritative source of advice for all kinds of travellers and we recommend that before travel, all KE clients visit the official UK Government website at travelaware.campaign.gov.uk and read the FCDO Travel Advice for their chosen destination. North Americans can also check out the U.S. Department of State website: www.travel.state.gov for essential travel advice and tips.

KE treat the safety and security of all clients as the most important aspect of any trip we organise. We would not run any trip that we did not consider reasonably safe. Should the FCDO advise against travel for any reason, we will contact everyone booked to travel to discuss the situation. We receive regular updates directly from the FCDO and are in constant touch with our contacts on the ground. If you have any questions about government travel advice, please call our office.

Single Use Plastic

KE do not encourage the use of single use plastic items. We are ensuring that our agents all over the world are working together to reduce the problem and educate those around them. We are leading by example in our KE office by reducing our plastic use.

Books

- The Radetzky March by Joseph Roth
- The Sound of Music by Maria Augusta Trapp

Travel Insurance

It is an essential condition of joining a holiday with KE Adventure Travel that you have a valid travel insurance policy to cover the cost of medical treatment and to protect the value of your holiday in the event of cancellation. When taking out insurance please ensure the policy you choose covers you for the activities and altitude included in your itinerary.

For appropriate insurance cover we recommend Campbell Irvine Direct. Please go to our [Travel Insurance](#) page for further information and to get a quote.

Equipment Information

Self Guided Equipment List

- Hiking boots with good-grip soles
- Hiking socks

- Long / short hiking trousers
- Functional base layer top and leggings
- T-shirts
- Fleece / extra warm layer
- Windproof jacket
- Waterproof jacket
- Waterproof trousers
- Hat, gloves, and neck gaiter
- Sunscreen
- Sunglasses
- Sunhat
- Small first aid kit inside your rucksack
- Water bottle or hydration pack
- Mobile Phone (ensure your data package covers your destination)
- Power bank
- Waterproof phone cover
- Camera (and batteries / memory card)
- Reusable sealable picnic boxes for picnics
- Reusable cloth bag for shopping to avoid the use of plastic bags

- Walking poles
- Headtorch with spare batteries
- Personal wash kit
- Your self-guided route notes
- Rucksack (approx. 20L)

Land Only Information

Please note that our 'from' price listed is based on 4 persons on twin or double occupancy, however we can quote for any number of travellers including solo travellers - contact our Sales Team for a quote.

All of our self-guided holidays are sold on a Land Only basis allowing you the flexibility to choose the travel method which best suits you. You may even wish to make this holiday part of a bigger adventure or pair it with one of our other holidays. We can arrange additional nights' accommodation before or after your self-guided trip - please ask our Sales Team to find out more about this.

Our Sales Team will be happy to provide you with a quote for scheduled flights, or alternatively you may wish to book your own flights with a low cost carrier from your nearest regional airport.

Please DO NOT book your flights before you have received your booking confirmation and your deposit has been taken.

We offer some transfers to your accommodation from the nearest airports - please refer to the 'Joining Arrangements & Transfers' section for further details for this trip.

Why Choose KE

why KE?

Experience a real taste of Salzkammergut on this self-guided holiday. We have specially designed this trip to showcase the regions fantastic peaks and crystal clear lakes, not forgetting the warm hospitality of the colourful alpine villages. Prefer a more leisurely pace? Take a look at our grade 2 trip in Salzkammergut.

Please Note This document was downloaded on 15/07/2025 and the trip is subject to change