

Vietnam from North to South

Trip Code: VNS

Version: VNS Vietnam from North to South



WALK & TREK



GUIDED GROUP



LEISURELY



HIGHLIGHTS

- Cruise Ha Long Bay aboard a comfortable Junk
- Unique 4-day homestay trek through the villages and rice fields of the Pu Luong NP
- Wander the streets of Hanoi's Old Quarter and sample vietnamese streetfood
- Travel by rowing boat through the limestone outcrops of Tam Coc
- The imperial palaces of Hue, the lantern lit bridges of Hoi An

- Visit the Cu Chi Tunnels and experience life on the Mekong Delta

AT A GLANCE

- 9 days touring and sightseeing
- 4 days walking,
- Join at Hanoi, End in Saigon

ACCOMMODATIONS & MEALS

- 13 Breakfasts
- 11 Lunches
- 8 Dinners
- 7 nights Hotel
- 1 nights Junk
- 1 nights Sleeper Train
- 3 nights Homestay
- 1 nights Bungalow

[VIEW DATES, PRICES & BOOK YOUR HOLIDAY HERE](#)

Introduction

Wander the smoky streets of Hanoi, trek amongst North Vietnam's verdant rice terraces, explore the delta of the mighty Mekong River and experience the nightlife of Ho Chi Minh City on this voyage through Vietnam. We start out in the 1000 year old city of Hanoi, where we explore the maze like streets of the 'Old Quarter'. Travelling inland we spend 4 days trekking between villages in the Pu Luong National Park, sleeping in stilted houses, and experiencing rural life in an area where the fields are still ploughed by water buffalo and irrigated by wooden water wheels.

We'll explore the impressive limestone spires at Tam Coc, known as Halong Bay on land, before heading on to Halong Bay itself, for some great seafood and a night on a traditional junk. Our journey south begins with an overnight journey on the famous 'Reunification Express' sleeper train. Arriving in Hue, we cruise the Perfume River in search of imperial palaces and pagodas before visiting Hoi An, known for its lantern lit bridges and skilled tailors. Next we explore the canals, mangroves and floating markets of the Mekong Delta, the 'rice bowl of Vietnam'. We will take time to visit the Cu Chi Tunnels, a remnant of the Vietnam war, before on we end our holiday with a night in lively Ho Chi Minh City where we can experience the city's evocative mix of ancient pagodas and modern skyscrapers.

Is this holiday for you?

This is an active journey, which includes a gentle, 4-day trek point to point trek. On our trek each day's walk will be between 4 and 6 hours and overnight stops will be in simple homestay accommodation. We've included as many highlights as we can within our 14 days, so the pace of the holiday is pretty full on. We'll use several means of transport are used during this holiday, including minibus, sleeper train, plane, sampan, junk and rowing boat. The combination of different means of travel, and the variety of accommodation used, will mean a degree of flexibility will be required - this diversity is part of the charm of this holiday.

Itinerary

Version: VNS Vietnam from North to South

DAY 1

Meet at the group hotel in Hanoi. A single timed transfer from Hanoi Airport is provided.

Meet at the group hotel in the Old Quarter of Hanoi where we meet our tour leader. A single group transfer is provided. In the afternoon we will enjoy a cyclo tour through the atmospheric Old Quarter. This part of Hanoi, a bewildering maze of 35 narrow streets, tells a fascinating story about the history of the city. Historically each street was known for a particular trade, the street names still reflect this. Afterwards, we enjoy a welcome dinner at a local restaurant. We should get the chance to sample a variety of dishes, we can recommend ordering some fragrant summer rolls, or a delicious steaming bowl of pho (noodle broth).

Meals: **D**



Accommodation
Hotel

DAY 2

Visit the Ho Chi Minh Complex. Drive to the Pu Luong Nature Reserve and trek to Ban Hang.

After breakfast at the hotel, a good chance to sample the rich and chocolatey Vietnamese coffee, we will visit the Ho Chi Minh complex. Ho Chi Minh was the founder of Vietnam's nationalist movement. Inspired by the Bolshevik Revolution, he sought to liberate Vietnam from French control. He was the founder of the Viet Minh and a key figure in the Viet Cong - the arch rival of the United States during the Vietnam War. The complex includes his stilted house, the presidential palace and mausoleum. We make the, highly scenic, 100 mile drive through North Vietnam's spectacular karst outcrop scenery and lush vegetation, in to mountains separating Vietnam from neighbouring Laos. It will take around 4 or 5 hours to our lunch at Mai Chu and a further half hour from there to reach Quan Hoa close to the Laotian border. From here our 3 night trekking adventure begins with a 3 hour wal through the Pu Luong Nature Reserve to Ban Hang Village. Here life proceeds very much as it has done for centuries. We spend the night in one of the traditional wooden stilted houses as guests of a local family.

Meals: **B L D**

 Accommodation Homestay	 Ascent 600M	 Descent 500M	 Time 3 hrs walking	 Distance 8KM
--	---	--	--	--

DAY 3

Trek via the villages of Eo Gen and Dong Dieng to Kho Muong village.

We have a full day of trekking amongst rice paddies and lush jungle vegetation. We will also pass through the small villages of Eo Ken and Dong Dieng and their surrounding terraced hillsides. Tonight we stay overnight in Kho Muong Village.

Meals: **B L D**






 Accommodation Homestay	 Ascent 950M	 Descent 800M	 Time 6 - 7 hrs walking	 Distance 14KM
--	---	--	--	---

DAY 4

Trek through rice paddies to the 'Thai' village of Huou.

This morning we stop to visit an impressive cave around 30 minutes walk from the village. Afterwards, we continue with our main trek, once again following a trail through a landscape of verdant vegetation interspersed with rice terracing as we pass through busy villages. Today we will see several examples of the irrigation systems, including traditional wooden water wheels used to lift water to the rice paddies. After 5 - 6 hours trekking we arrive at our final homestay village at Huou.

Meals: **B L D**

 Accommodation Homestay	 Ascent 800M	 Descent 900M	 Time 6 - 7 hours walking	 Distance 15KM
--	---	--	--	---

DAY 5

A short trek to the road head at Pho Doan and transfer to Tam Coc.

We begin today with a gentle walk from Huou Village to Pho Doan. We then transfer a short distance by vehicle to Ban Cong where we will enjoy a short hike through the rice and sugar cane fields. We meet our transport again at La Han Bridge and after taking lunch in a local restaurant, we drive for approximately 4 hours to Ninh Binh on the Red River delta. From Ninh Binh we continue a further 15 minutes to Tam Coc where we check into our bungalow accommodation.

Meals: **B L D**

 Accommodation Hotel	 Ascent 200M	 Descent 450M	 Time 2 hrs walking	 Distance 6KM
---	---	--	--	--

DAY 6

Explore the limestone outcrops of Tam Coc by rowing boat. Visit Mua Cave.

Tam Coc is known as 'Halong Bay on Land' for the similarity of its massive limestone towers rising abruptly from the fields and network of rivers and canals. After breakfast we head to the river to board small bamboo boats for a 2hr tour amongst the limestone cliffs and caves. The locals row their boats in the traditional way moving the oars with their feet. Returning to the wharf we drive to Hoa Lu, the old capital of Vietnam. Here we will visit two temples dating from the 11th century and dedicated to Kings Dinh and Le. After lunch at a local restaurant we meet our transport and transfer to Mua Cave, where we can hike up the 500 steps to the small altar of Quan Am (the Goddess of Mercy). It will take around 40 mins to climb the stairs; the views from the top are worth it. Afterwards we return to our hotel, stopping off to visit Bich Dong temple on the way.

Meals: **B L**


 Accommodation Hotel	 Time 2 hrs walking
--	---

DAY 7

Drive to Halong Bay and begin two day junk cruise.

Driving through the heart of the Red River Delta we embark on the 4 hour journey to Ha Long Bay. We check into comfortable cabins aboard our boat and set sail to explore the fantastic scenery of the bay and some of its 3000 islands. Almost all these islands are individual limestone towers between 50m and 100m tall rising in spectacular fashion from the ocean and topped with thick jungle vegetation. Many of the islands contain caves and grottos and some have lakes inside, while others have beautiful beaches. This evening we enjoy a special seafood dinner before settling in for a night on board. A really special experience.

Meals: **B L D**

 Accommodation Junk
--

DAY 8

Morning cruise, return to Hanoi. Street-food tour. Take the Reunification Express to Hue.

This morning after breakfast aboard our floating guesthouse, we continue our cruise through the bay and then make our way back to the piers at Halong City. In the afternoon, we return by vehicle to Hanoi. Arriving into Hanoi we will have a little free time, before joining together to enjoy a street-food tour, this may not be enough food to serve as tonight's meal so it will be worth picking up some snacks for our train journey. Later in the evening, we will transfer to the railway station and board the "Reunification Express", the overnight train to Hue. Once on board we find our berth in 'soft sleeper' class and make up our beds ready to be rocked to sleep as the train heads south through the Vietnamese countryside.

Meals: **B L**



Accommodation
Sleeper Train

DAY 9

Arrive at the ancient city of Hue, discover the 'Forbidden City', Thien Mu pagoda and enjoy a perfume river cruise. Overnight Hue.

We arrive in Hue, one of Vietnam's most beautiful cities and the home of the Nguyen Emperors, in the early morning. We'll head straight to local restaurant to take breakfast before heading out to explore Hue's Imperial Citadel, an impressive 19th century fortress built by Emperor Nguyen. The citadel, which was surrounded by 8 kilometres of wall and a moat, housed several important buildings including the 'Forbidden City' containing palaces and courtyards reserved exclusively for the Nguyen Imperial Family. American bombing in 1968 destroyed much of the former glories of the Imperial Citadel but several buildings have been restored including Thai Hoa Temple, Can Thanh Temple, The Mieu, and Hieu Lam Cac; afterwards, we head to the river and board our boat for a short cruise down the Perfume River to visit the Thien Mu Pagoda. We'll then transfer back to our accommodation where we can freshen up, take lunch and enjoy a relaxing foot massage before we head out again to explore. In the afternoon we visit Emperor Tu Duc's tomb, before heading to a local restaurant for dinner.

Meals: **B L D**



Accommodation
Hotel

DAY 10

Transfer to Hoi An via the Mandarin Road and enjoy a guided walking tour and boat ride.

After breakfast, we set off on the drive to Hoi An. The 3hrs drive takes us along one of the most beautiful

roads in Vietnam, the Mandarin Road. We will cross Hai Van Pass (Ocean Cloud Pass), a mountainous highway offering splendid views over the South China Sea. Hoi An, famous for its tailors, bridges and lantern lined river, was recognized by UNESCO as being World Cultural Heritage in 1999. During the 17th and 18th centuries, Hoi An was once an active port of trade with the Japanese, Dutch, Portuguese and Chinese. The streets, houses and architecture remain largely untouched, despite Vietnam's recent turbulent history. On arrival we head to the coast at Cua Dai, where we board a traditional sampan that will take us up the Thu Bon river, following the route that traders would have used centuries ago. We will take lunch in a restaurant near the old harbour of Hoi An. After lunch, we enjoy a walking tour of the old town and we will visit the Japanese Covered Bridge and the Tan Ky ancient house amongst other sites.

Meals: **B L**



Accommodation
Hotel



Time
2 hrs walking

DAY 11

A free day to explore Hoi An.

Hoi An is one of Vietnam's most charming and atmospheric towns and today you can enjoy wandering around and soaking up the atmosphere. You might even want to find a tailor and invest in some new handmade clothing! In the evening we recommend heading back to appreciate the ambience of the lantern lit riverside at night time.

Meals: **B**



Accommodation
Hotel

DAY 12

Fly to Ho Chi Minh City, and transfer to our bungalows on the Mekong Delta.

We will be up early to take in the morning light on the river, before transferring to the airport for our short flight to HCMC. Arriving, we drive south directly into the Mekong Delta, an extremely fertile region often referred to as the 'rice bowl of Vietnam'. The Delta here is formed by a network of nine major arms and hundreds of smaller branches of the Mekong River. The area is prone to flooding and many of the villages in the Delta are built on stilts. After around 3.5hrs we arrive at one of these river branches known as Tien Giang River, we board a sampan and sail to our overnight accommodation at the lovely Mekong Lodge where we'll spend the night next to the river in charming riverside bungalows, surrounded by beautiful gardens. In the late afternoon, there is time for a walking tour of the surrounding villages.

Meals: **B L D**



Accommodation
Bungalow

DAY 13

Walking tour and sampan cruise on the Mekong Delta, visit Cu Chi tunnels on return to Ho Chi Minh City (Saigon).

We board our sampan for a tour of the river and its islands. We stop off at a workshop where we can watch the production of rice wine or 'ruou', rice cakes and paper. Stopping on one of the islands we enjoy spread of the tropical fruits that can be found growing in the surrounding forests. We then begin our journey back to HCMC, detouring off to visit the fascinating Cu Chi tunnels on the way. The tunnels are a 250km network of underground passageways, created and used by the Vietcong during the American War to enable them to stay hidden and keep control of the area. More than just a means of moving around secretly, the Cu Chi tunnels included hospitals, munitions stores, gun factories and living quarters. Afterwards, we drive the last distance back to HCMC. Arriving into this lively and modern city we check into our hotel. Tonight's dinner is not included so we can make our own choice of where to dine.

Meals: **B L**



Accommodation
Hotel

DAY 14

Departure day. Morning city tour of Ho Chi Minh City (Saigon). A single timed transfer to HCMC Airport is provided.

Flight time allowing, this morning we have a city tour, visiting the Reunification Palace and the poignant war museum. The rest of the day is free for independent sightseeing or shopping. Ho Chi Minh City, which is situated on the Saigon River and formally known as Saigon, is the economic powerhouse of Vietnam. Each year more sky scrapers grow and the ancient pagodas and temples are now interspersed with modern shopping malls, stylish restaurants and bars and a typical modern city traffic problem! Despite all this energy and a future facing population, parts of the city remain timeless and you can still find traditional markets bustling with trade being practised as it has been for an age. The amazing thing about HCMC is that the blend of ancient and modern really works. In the middle of the afternoon a group transfer to the Airport is provided. KE Land Only package services end with this transfer. If you would like to extend your stay in HCMC additional hotel nights can be arranged, or you may want to consider adding an extension to visit neighbouring Cambodia, and the magnificent temples at Angkor Wat.

Meals: **B**



Extensions

When booking your holiday, you will be able to 'add an extension option'. Once we have received your booking we will contact you to discuss additional services required for the extension and to take any additional deposit.



Highlights of Angkor Extension

Angkor, in northern Cambodia, is one of the most important archaeological sites in South-east Asia. Stretching over some 400 square km, the park contains the magnificent remains of several capitals of the Khmer Empire from the 9th to the 15th centuries, including the largest pre-industrial city in the world. The most famous are the Temple of Angkor Wat and, at Angkor Thom, the Bayon Temple with its countless sculptural decorations.

4 days from
US\$535 per person

Holiday Information

What's Included

- A professional and qualified tour leader
- Internal flights
- Single timed group airport transfers
- All accommodation as described
- Meals as detailed in the Meal Plan
- Ferries and cruise boats and all land transport

What's not Included

- Travel insurance
- Visas
- Some meals as detailed in the Meal Plan
- Tips for local staff
- Miscellaneous expenses - drinks and souvenirs etc

Joining Arrangements & Transfers

The group will meet at the group hotel in Hanoi. A single timed transfer from the airport to the group hotel is provided on Day 1.

On Day 14 there will be a single timed transfer from the hotel in Ho Chi Minh City to the airport.

Anyone may join the group transfers by prior arrangement. Travelling as a group or on public transport saves energy. If this is not practical, we can provide private transfers at an additional cost. Taxis are also available.

Hotel contact details and an emergency phone number will be provided with your booking confirmation.

Meal Plan

All breakfasts, 11 lunches and 8 dinners are included. Where lunches and dinners are not included there will be a large range of dining options and budgets to choose from and so it makes sense to leave the choice to you. You should budget £2 - £5 per meal (or less if you want to try some delicious street food) or up to £15 for the more expensive restaurants.

Food & Water

It is not recommended to drink untreated water from the taps. You should take purification tablets or a filter bottle (such as a [Water-To-Go bottle](#)) to treat your water. We do not encourage the purchasing of single use plastic bottles.

This will be a gourmet experience. Start practising your chopstick technique now, as there are no knives and forks for parts of this trip. Vietnamese cuisine is fresh, fragrant and flavoursome. Typically a selection of dishes or varying flavours will be served together and each person takes a little of each dish - so there will usually be something to please everyone (vegetarians included!) at every meal. A typical meals will include Pho (Vietnamese noodle soup), spring rolls, spiced beef and pork dishes, fish in chilli, tomato served with tofu, stir fried vegetables and rice, with fresh fruit for dessert. On board the junk in Halong Bay we will certainly be treated to a variety of fresh and delicious sea food. You can expect to feast on a A to Z of delicious Vietnamese cuisine during the course of your stay!

Special Diets

Whilst we can cater for vegetarians, albeit sometimes with a more limited choice, we cannot always provide for special diets. Due to the nature of some of the trips that we operate and the countries in which we operate them, it can be very hard (and sometimes impossible) to cater for a wide range of dietary choices and you may have to supplement your meals with food/snacks from home. If you have specific dietary requirements please do speak to our sales team and they will be able to advise you whether or not we will be able to offer your specific choice. Please note that we are unable to provide separate menus and cannot accept liability for any problems arising from special dietary requirements or intolerances.

Accommodation

In Hanoi, HCMC (Saigon), Hue and Hoi An we will stay in well located 3* hotels. In Tam Coc and on the Mekong Delta we will stay in comfortable bungalows, in beautiful grounds/surroundings. .

During the 3 homestay nights, we will stay in traditional stilted wooden houses, footwear will be left outside! The group will share a large communal room, but each person will have their own foam mattress, with bedding and mosquito net provided. You will need to bring a sleeping bag liner or a light sleeping bag, but there will be plenty of colourful blankets to use should the temperature fall in the evenings. Hot water for washing is available and there will be basic bathroom and shower facilities.

During the train journey to Hue we use 'soft sleeper' class with four berths per compartment (bedding is provided).

On board our Junk on Halong bay we will have twin cabins with air conditioning, electricity, and en suite facilities. The Junk has a sun deck, dining room, bar and a friendly crew ready to look after you.

All accommodation is based on twin-share (except homestay). If you are travelling on your own, you will be paired with another single traveller of the same sex. Depending on availability, single accommodation for the hotel nights only is available for a supplement.

Group Leader & Support Staff

The group will be led by a professional and qualified tour leader. During the 4-day trek in the Pu Luong Nature Reserve the group will also have the assistance of baggage porters.

Spending Money

Approximately \$250-\$300 should be allowed for miscellaneous expenses. This amount should be enough to cover the non-included meals, tips to local staff. If you are intending to buy expensive souvenirs, you should budget accordingly (credit cards can be useful in this respect). It is not necessary to obtain local currency (Vietnamese Dong) prior to travelling. Money can be changed easily at the airport or at banks in Hanoi. The group hotel will be able to make small exchanges only. Sterling, Euros and US dollars are acceptable for exchange in Hanoi Hue and Ho Chi Minh City but US dollars are the most convenient currency as they can often be exchanged at smaller places. We recommend that you carry your travel money in cash rather than travellers cheques since you will exchange most of it on the day of arrival and travellers cheques can be difficult and time consuming to change.

Guidance on Tipping

It is usual to tip staff including your local guide and driver if you are happy with the services provided. We suggest you coordinate these tips as a group and as a rough guide we recommend and as a rough guide we suggest you allow a total of \$80 - \$100 to a pool for tipping your crew. The exact amount should be determined by the group and the guide will give advice on the appropriate levels.

Baggage Allowance

For this holiday you should take one piece of luggage, which should be a soft duffel bag, and one day pack. During the trekking part of this holiday your baggage will be transported by motorbike, and should not weigh more than 15kg. For some sections of the trip you may be asked to 'decant' items not required, which will travel by alternative means to your next hotel. We recommend that you therefore bring a second fold away bag to store these items in. For international flights please check your baggage allowance with your airline.

Group Size & Holiday Status

For each holiday there is a minimum number of participants required to enable it to go ahead. Once the minimum number is reached, the trip status will change from 'Available' to 'Guaranteed to run'. You can check the trip status for each departure in the 'Dates and Prices' table. Other than in exceptional circumstances, we will not cancel a trip once it has achieved this guaranteed to run status so you are free to proceed with your international flight booking and other travel arrangements.

General Information

Passport & Visas

The information that we provide is for UK passport holders.

A passport with 6 months remaining validity at the end of your stay is generally required, and you should have at least 2 blank pages for each country that you visit.

For other nationalities, please refer to your own Government website for the latest information.

It is your responsibility to ensure that you have the correct travel documents and visas for your holiday. Please ensure that you check for the latest advice for each country visited before travel.

Visa Vietnam

British Citizen passport holders do not normally need a visa for durations of stay up to and including 45 days for tourism and transit.

NB. Irish and US and some EU country passport holders do need a visa to enter Vietnam.

For information about multiple entry visas, longer stays or different nationalities please contact the relevant embassy. The Vietnamese Embassy in the UK is in London.

If you are booking an extension to Cambodia you will also need to check Cambodia's visa requirements-

Visa Cambodia

UK and USA passport holders do require a visa. The visa fee is \$30 and we recommend that you pick up your visa on arrival at the international airport or at the land border if crossing into Cambodia from Vietnam. Payment must be made in cash (good condition USD), your passport must have 6 months remaining validity and you need 2 passport photographs.

e-ARRIVAL REGISTRATION - PRE-DEPARTURE - IMPORTANT

The Cambodian authorities now require travellers to go through this e-Arrival procedure **within 7 days** of the arrival in Cambodia.

Download the official E-arrival app: <https://arrival.gov.kh/>

Enter your personal information and travel details.

Receive a confirmation email with a QR code.

Show the QR code to the immigration officer upon arrival.

You can also apply for an e-visa prior to departure online at <https://www.evisa.gov.kh/>.

This e-visa may not be valid if crossing into Cambodia at a land border.

We do keep our information up to date but be advised that visa requirements are subject to change. It is recommended that you contact the relevant commission in case of recent alterations.

Health & Vaccinations

VACCINATIONS

You should contact your doctor or travel clinic to check whether you specific require any vaccinations or other preventive measures. You should be up to date with routine courses and boosters as recommended in the UK e.g. diphtheria-tetanus-polio and measles-mumps-rubella), along with hepatitis A and typhoid. Malarial prophylaxis are required. A certificate of yellow fever vaccination is required if travelling from countries with risk of yellow fever transmission and for travellers having transited for more than 12 hrs through an airport of a country with risk of yellow fever transmission. On holidays to more remote areas you should also have a dentist check up. A good online resource is [Travel Health Pro](#).

Dengue fever is a known risk in places visited. It is a tropical viral disease spread by daytime biting mosquitoes. There is currently no vaccine or prophylaxis available and therefore the best form of prevention is to avoid being bitten. We recommend you [take precautions to avoid mosquito bites](#).

Zika virus has been confirmed as active in this country. It is a tropical viral disease spread by daytime biting mosquitoes. There is currently no vaccine or prophylaxis available and therefore the best form of prevention is to avoid being bitten. We recommend you take the usual precautions to avoid mosquito bites. The mosquitoes that transmit ZIKV are unlikely to be found above 2,000m altitude. For more information, visit the website of the National Travel Network and Centre (NaTHNaC) at <https://travelhealthpro.org.uk>.

If you have a severe allergy please inform the KE office before you travel. We will do all we can to help, but we cannot guarantee an allergy free environment on KE trips. You will need to carry your own treatment for the allergy with you, as 'adrenaline auto-injectors' are not carried as standard by KE leaders and staff. You should inform your leader on arrival of your allergy, and let them know where you keep your adrenaline pen.

Currency

The unit of currency in Vietnam is the Vietnamese Dong.

Preparing for your Holiday

Getting some additional exercise before coming on an active holiday makes a lot of sense. The fitter you are, after all, the more enjoyable you will find the experience.

Climate

Vietnam has a tropical climate with two distinct monsoon seasons. From May to September the country is dominated by the south monsoon winds and from October to April, the north monsoon is dominant with northerly to northeasterly winds affecting the country. There is a transition period between each monsoon season when winds are light and variable. Vietnam's single rainy season occurs during the south monsoon with June, July and August the wettest months. At this time daytime temperatures are typically in the range of 25 - 30 degrees Celsius. During the north monsoon, northern Vietnam has cloudy days with occasional light rain, while southern Vietnam tends to be dry and sunny. Temperatures during this period are in the range of 25 - 30 degrees Celsius in the south and 15 - 20 degrees Celsius in the north with the occasional chilly night. Frost and some snow may occur on the highest mountains in the north for a few days a year. During September to January coastal areas can be affected by typhoons in the South China Sea bringing short-lived tropical storms.

Travel Aware

As a reputable tour operator, KE supports the British Foreign, Commonwealth and Development Office's '[Travel Aware](#)' campaign to enable British citizens to prepare for their journeys overseas. The 'Travel Aware' website provides a single, authoritative source of advice for all kinds of travellers and we recommend that before travel, all KE clients visit the official UK Government website at travelaware.campaign.gov.uk and read the FCDO Travel Advice for their chosen destination. North Americans can also check out the U.S. Department of State website: www.travel.state.gov for essential travel advice and tips.

KE treat the safety and security of all clients as the most important aspect of any trip we organise. We would not run any trip that we did not consider reasonably safe. Should the FCDO advise against travel for any reason, we will contact everyone booked to travel to discuss the situation. We receive regular updates directly from the FCDO and are in constant touch with our contacts on the ground. If you have any questions about government travel advice, please call our office.

Single Use Plastic

KE do not encourage the use of single use plastic items. We are ensuring that our agents all over the world are working together to reduce the problem and educate those around them. We are leading by example in our KE office by reducing our plastic use.

Books

- Lonely Planet.: Vietnam.
- Rough Guide: Vietnam.
- Vietnam Pocket Guide
- Insight Guides Vietnam Handbook
- Footprint Handbooks Vietnamese Phrasebook
- Hill Tribes Phrasebook: Lonely Planet

Maps

Vietnam North and South. Reise Know-How

Reise Know-How Verlag produce a 1:600.000 scale map over two double-sided sheets, Vietnam North and Vietnam South. The maps show road networks and driving distances and symbols highlight places of interest, archaeological remains, temples and museums, viewpoints etc.

Private Groups Information

Make this KE Adventure holiday your own!

- Do our normal group departure dates not fit?
- Would you prefer to travel with just friends and/or family?
- Are you looking to organise a trip for your local walking, biking or mountaineering club?

It's really easy to make a trip your own. Simply select from our full range of adventure holidays and choose the dates that work for you and your group.

We are experts in creating holidays for groups of friends, families, charities and clubs. Our personal service means you'll be fully involved as we make the arrangements for your perfect adventure holiday.

Independence with Security

Travelling as a KE Private Group allows you more flexibility and choice, but still with the peace of mind that everything is pre-planned and arranged for your group by a reputable adventure travel company.

To take your first step to an amazing adventure with your friends and family complete the private group enquiry form, or call our **Sales Experts on: 017687 73966**

Travel Insurance

It is an essential condition of joining a holiday with KE Adventure Travel that you have a valid travel insurance policy to cover the cost of medical treatment and to protect the value of your holiday in the event of cancellation. When taking out insurance please ensure the policy you choose covers you for the activities and altitude included in your itinerary.

For appropriate insurance cover we recommend Campbell Irvine Direct. Please go to our [Travel Insurance](#) page for further information and to get a quote.

Equipment Information

Equipment List

Please try to keep the weight of your baggage to a minimum. See the 'baggage allowance' section for further details.

You must bring the following items:

- Hiking boots or comfortable/sturdy walking shoes
- Daypack 30 litres
- Training shoes or similar
- Trekking trousers
- Lightweight waterproof over trousers
- Underwear
- Socks
- Swimwear
- Thermal base layer shirts
- Casual shirt and/or T-shirts
- Fleece jacket or warm jumper/sweater
- Lightweight waterproof jacket
- Travel clothes
- Sunhat
- Warm hat (Nov to Feb departures only)**
- Thermal gloves (Nov to Feb departures only)**
- Scarf neck buff
- Sunglasses

- Ear Plugs (for use on overnight train journeys)
- Headtorch and batteries
- Sun protection (including total bloc for lips, nose etc.)
- Water bottles 1 Litre x 2 (we encourage re-filling water bottles rather than single use plastic)
- Washbag and toiletries
- Antibacterial handwash
- Small towel

Basic First Aid Kit including: Antiseptic cream, throat lozenges, diarrhoea treatment (Imodium),

- painkillers, plasters and blister treatment, Insect repellent, antihistamine cream and tablets, and re-hydration salts (Dioralite). Glucose tablets and multi-vitamin tablets are a good idea.

The following items are optional:

- Sheet sleeping bag
- Trekking poles
- Camera
- Shorts (should not be worn in temples etc)
- Pen-knife (remember to pack sharp objects in hold baggage)
- Reusable cloth bag for shopping (to avoid plastic bags)

NOTES

*Mosquito nets are provided throughout the tour, including at the homestay accommodation.

**Please bring these items with you for departures from November through to February when temperatures are slightly cooler.

Cotswold Outdoor

Many of the equipment items listed above are available from [Cotswold Outdoor](#) - our '**Official Recommended Outdoor Retailer**'. When you book a holiday with KE you will receive a 12.5% discount with Cotswold Outdoor, Snow+Rock and Runners Need. The discount code can be downloaded from your MyKE account and you can use this code at the checkout, either in store or online.

Land Only Information

Please refer to the 'Joining Arrangements & Transfers' within Holiday Information for further details.

Flights and other transport to your destination should not be booked until you have received your booking confirmation and the departure is showing 'Guaranteed to Run' or 'Limited'.

Land Only Information

The LAND ONLY dates and prices are for the itinerary joining in Hanoi and ending in Ho Chi Minh City. Single timed transfers are included from/to the airports.

Flight Inclusive Information

Limited seats are available at the advertised flight price, please book as early as you can. If we are unable to secure seats at the price shown, or you have requested regional departures and/or upgrades, we will provide you with an alternative quote. It is likely that flight payment will be in advance of your final holiday balance. Booking a flight inclusive package means you will benefit from full financial protection, eases your holiday planning, and leaves us to deal with airlines and schedule changes. If you book flights through KE Adventure Travel we will [offset the carbon of your flight](#).

Regional departures and/or alternative carriers are available on request.

Flight Inclusive Information

The FLIGHT INCLUSIVE dates and prices are based on UK flights from London to Hanoi, and returning from Ho Chi Minh City.

Why Choose KE

Why KE

All the highlights and more... Not only does our tour visit all the highlights (north, south AND central!), you can also experience real village life on our gentle, unique, 4-day trek through the Pu Luong National Park, complete with overnight homestays in traditional wooden stilted houses.

Please Note This document was downloaded on 24/05/2025 and the trip is subject to change