

Red Hot Chile Trekkers - The Atacama Desert

Trip Code: CAE

Version: CAE Red Hot Chile Trekkers - The Atacama Desert



WALK & TREK



GUIDED GROUP



CHALLENGING



HIGHLIGHTS

- Climb the impressive Lincancabur volcano rising above the expansive Altiplano landscape
- Relax in San Pedro before an excellent acclimatisation trek through the Atacama
- Discover the the El Tatio Geysers and the flamingos of Laguna Blanca and Laguna Verde

- Watch the sunset over the Valley of the Moon and enjoy the hot springs of Chaxa Lagoon

AT A GLANCE

- 8 days trekking
- Max altitude - 5920m
- Join at Calma

ACCOMMODATIONS & MEALS

- 10 Breakfasts
- 6 Lunches
- 5 Dinners
- 3 nights Camping
- 2 nights Mountain Hut / Refuge
- 5 nights Hotel

[VIEW DATES, PRICES & BOOK YOUR HOLIDAY HERE](#)

Introduction

As the oldest desert on earth, the Atacama is not only described as the best stargazing destination on the planet, but its stark beauty is home to incredible volcanoes including Licancabur (5920m). As the holy mountain of the Atacameno people, summiting Licancabur is an explosive highlight of this fantastic South American trekking holiday to Chile and Bolivia. Here, nestled between the Andes and the Pacific, you'll discover a jaw-dropping landscape of salt lakes, flamingo-filled lagoons, bubbling geysers and captivating peaks. We start in the quaint town of San Pedro, with Licancabur as our backdrop, acclimatising with gentle walks exploring the sites of San Pedro. From the flamingos on Chaxa Lagoon to the Valley of the Moon, we'll immerse ourselves in this incredible lunar landscape which includes remote communities and rich cultures. After an acclimatisation circuit of Copa Coya (4500m), we relax in hot springs and visit the famed El Tatio geysers before heading to Bolivia. Here, we're surrounded by flamingos and the beautiful lagoons of Blanca and Verde. However, it's the summit of Licancabur at 5920m that offers the magnificent Atacama Desert at our feet. This adventure holiday is an awesome combination of the most magnificent landscapes, ancient cultures and the opportunity to summit one of the world's most incredible volcanoes.

Is this holiday for you?

This fantastic holiday offers a unique trekking experience in the extraordinary Atacama Desert and uses a variety of accommodation including comfortable hotels, camping and a simple mountain refuge. The holiday starts out with some relaxing walks and days in and around San Pedro to aid acclimatisation before heading out on a superb trek where days are longer and include a number of river crossings. Nights are spent between 3000-4000m and with the trek going up to 5000m this is excellent acclimatisation for summit day on Licancabur. Although non-technical, as you'd expect going up to almost 6000m, summit day takes around 11 hours and requires an early start. The holiday is graded higher due to the high elevation and long day for Licancabur on footpaths of scree. However the summit optional and if you decide not to head to the top, this won't take away your enjoyment from the rest of the holiday.

Itinerary

Version: CAE Red Hot Chile Trekkers - The Atacama Desert

DAY 1

Meet at the group hotel in San Pedro. A single timed transfer from Calama Airport is included.

After the arrival at Calama Airport there will be a single timed transfer (approx 1.5 hours) to the oasis town of San Pedro. Along the way we can enjoy some spectacular views as our transfer leads us past the impressive rock formations of the Cordillera de la Sal (Salt Mountains). Our base for the next 3 nights, San Pedro (2450m) sits in the heart of some of northern Chile's most spectacular scenery. Located on the northern edge of the biggest salt flat in the Atacama Desert, here you'll find characteristic red architecture. After our arrival the rest of the afternoon is free to relax and take it easy as you start to acclimatise. The small town is dotted with local shops, cafes and restaurants, plus it has an impressive backdrop of Licancabur. In the evening we can meet up for dinner and the leader will brief us on the days ahead.

*Food for thought: If you love empanadas, especially the giant ones they make in Chile, then you'll find them in San Pedro. Meat empanadas in Chile tend to have the same ingredients wherever you go - minced meat, boiled egg and black olives. You'll also find non-meat ones here too as the town tries to cater for all tastes and diets.



Accommodation
Hotel

DAY 2

Hike along the Corniza Trail, see the Valley of Mars and flamingos on Chaxa Lagoon.

After breakfast at the hotel we set off for the Valle de Marte (Valley of Mars), a drive of about 20mins and we begin today's walk on the Corniza Trail (2700m). After a short climb we reach the top of a spectacular sandstone ridge which looks down onto San Pedro, the surrounding desert and on to the mountains beyond. We traverse the ridge for a couple of kilometres before making a fun descent to the valley floor via huge sand dunes. After some time to explore and take photos we return to San Pedro in time for lunch. After a relaxing few hours in the afternoon we make the 50 minute drive to the great Salar de Atacama, an endless white salt flat. Here we will visit the wonderful Chaxa Lagoon, covered with nesting flamingos; this is an extraordinary sight, especially during sunset for which we have timed our visit. We return to spend another night at our comfortable San Pedro hotel.

Meals: **B**

	Accommodation Hotel		Ascent 100M		Descent 260M		Time 2 - 3 hrs walking		Distance 7KM
---	-------------------------------	---	-----------------------	---	------------------------	---	----------------------------------	---	------------------------

DAY 3

Explore Pukara de Quitor and enjoy a sunset walk in the Valley of the Moon.

After a relaxed breakfast it is a 5 min transfer to the atmospheric ruined fortress of Pukara de Quitor, which sits nestled on a promontory overlooking the Rio San Pedro. This Pukara was built by the local Atacamenian people, cattle breeders and farmers, to defend themselves in times of need. The ancient Indian fortress dates back for more than 700 years. Declared a National Monument in 1982, its construction is pre-Inca from the XII century. Parts of the fort have now been reconstructed by archaeologists and a new trail leading to the top of the fortifications has stunning views out across the whole of the oasis. After a morning exploring the area we will transfer back to San Pedro for lunch at a local restaurant and again have time to relax by the pool in the afternoon. Around 5pm we take a 15 min transfer into the famous Valle de la Luna or Valley of the Moon. We spend a few hours exploring its stunning sand dunes, ancient salt mines and extraordinary rock formations, before walking up to a perfect vantage point to witness what must be one of the world's most beautiful sunsets. We watch as the colours of the valley and the Andean peaks beyond change from deep red, to purple and then pink as the sun slowly sinks in the sky; a truly unforgettable experience. Returning to our hotel, there is a choice of restaurants just a short walk away.

Meals: **B**






	Accommodation Hotel		Ascent 185M		Descent 170M		Time 2 - 3 hrs walking		Distance 10KM
---	-------------------------------	---	-----------------------	---	------------------------	---	----------------------------------	---	-------------------------

DAY 4

Superb day along Altos de Catarpe and San Pedro River Gorge to San Bartolo.

After breakfast we start trekking straight from our hotel, walking past the Pukara de Quitor which we visited yesterday. We follow the broad valley floor of the San Pedro River gently up stream, after a few kms we leave the main valley and climb onto the ridge of the Altos de Catarpe where the scenery is superb. Then we drop back into the river valley as the sides narrow forming a spectacular canyon. Donning our river shoes for the next 7 kms we cross the shallow river in several places, and actually walk in it for large sections as we head towards our camp for the night situated just before the old Indian mine of San Bartolo (2700m). We will arrive into our shaded camping area in the mid afternoon and will have time to relax before our first camp dinner beneath the beautifully clear and starry Atacama sky.

Meals: **B L D**

	Accommodation Camping		Ascent 475M		Descent 215M		Time 7 - 8 hrs walking		Distance 28KM
---	---------------------------------	---	-----------------------	---	------------------------	---	----------------------------------	---	-------------------------

DAY 5**Trek through a dramatic desert landscape to the Indian village of Rio Grande.**

Today will be our first challenging day as we climb higher in altitude with our route taking us from an altitude of around 2700m to 3250m. We make an early start and initially pass the old abandoned mine of San Bartolo. As with the previous day river shoes are on for the first two hours as we trek along the bed of the Rio Grande crossing the shallow river on many occasions. We then change back into our walking boots as we climb past a forgotten mining graveyard and ancient petroglyphs. The trail continues up onto the side of the valley and into a beautiful and barren desert landscape where shade is at a premium. There are some areas of the valley that are so dry that scientists have not found any form of life, not even bacteria! In the late afternoon, we arrive at the tiny Indian village of Rio Grande (3250m). This is one of the last remaining indigenous communities of Altiplano people and currently has fewer than 100 inhabitants. We camp within the walled grounds of the village church and nearby there are welcome pools to wash and relax in.

Meals: **B L D**

	Accommodation Camping		Ascent 630M		Descent 100M		Time 7 - 8 hrs walking		Distance 22KM
---	---------------------------------	---	-----------------------	---	------------------------	---	----------------------------------	---	-------------------------

DAY 6**Follow the Penaliri River to Machuca with spectacular views of Licancabur.**

So far all the trekking days have been slightly different with changing scenery throughout the day and we follow the same pattern. Now we follow the Peñaliri River and en route we walk through deserted villages with old, eroded terraces, a testament to the agricultural practices of the ancient Indian peoples. During the afternoon we pass through a 'Cactus Garden' and begin to climb through tussock grass out of the valleys we've been walking through for the last two days, to reach the village of Machuca. Situated on a high platform, at a height of approximately 4100 metres this area is renowned for its rich vegetation and great variety of wildlife. Formerly a stopping place on an Inca trade route across the Atacama, only a few shepherds and their llama herds now live in Machuca. Tonight we set up camp next to a water meadow, grazed by llamas and with views across to Licancabur and the volcanoes of Bolivia.

Meals: **B L D**

	Accommodation Camping		Ascent 950M		Descent 190M		Time 7 hrs walking		Distance 21KM
---	---------------------------------	---	-----------------------	---	------------------------	---	------------------------------	---	-------------------------

DAY 7**Explore Tatio Geysers, hike around Copa Coya and soak in hot springs.**

We have an early morning transfer (45mins) towards the Tatio Geysers (4200m), where we will have time

to stop and observe the activity. As the sun rises, the major thermal activity of the steaming waters takes place. From almost 900m below the earth, boiling steam bursts up to 40m over the surface of these spectacular geysers. From here we have a circuit trek around the small summit of Copa Coya crossing a pass just below 4500m. Leaving the geysers we begin our walk which lasts approximately 4 hours as we head towards a high Andean plateau. The puna grasslands played an important historical role centred on the llareta plant which was used traditionally for combustion, although nowadays, its slow growth means it's not a feasible fuel option. Along the trail we see typical Andean vegetation and maybe viscachas (similar to chinchillas) before stopping to enjoy lunch with a wonderful view of the Alto Loa villages. This area shows a different view of the Atacama than is normally experienced. After descending back to our support vehicle we have time for a refreshing and relaxing soak in the Tatio Hot Springs which are now usually empty. The drive back to San Pedro takes around 2.5 hrs and we'll check back into our hotel before heading out into the town for dinner.

Meals: **B L**

	Accommodation Hotel		Ascent 450M		Descent 360M		Time 4 hrs walking		Distance 11KM
---	-------------------------------	---	-----------------------	---	------------------------	---	------------------------------	---	-------------------------

DAY 8

Transfer to Bolivia and Laguna Blanca (4350m) for an acclimatisation day.

After lunch and a morning relaxing in San Pedro we set off on our drive towards the Andes and the perfect volcanic peak of Licancabur. We pass the Chilean customs post on the outskirts of San Pedro and 40 minutes later we reach the Bolivian border post at Hito Cajon (4500m). After 1 hour 40 minutes we reach Laguna Blanca (4350m) and the lakeside mountain refuge that will be our base for the next 2 nights. We also meet our extra local Bolivian climbing guide here. The rest of the day is for acclimatisation and relaxing in this area. There are superb photo opportunities, with the volcanoes Licancabur and Juriques rising majestically above the lagoon. During most seasons there are flamingos to be seen and there are also hot springs nearby.

Meals: **B D**

	Accommodation Mountain Hut / Refuge
---	---

DAY 9

Explore Laguna Verde and acclimatisation hike to 5000m.

After breakfast at the Refugio, we will be transferred to Laguna Verde, where arsenic and copper deposits give a stunning iridescent colour to the waters. This is also the base of Licancabur at 4500m. We complete our preparation for the ascent of the volcano with an acclimatisation trek to an altitude of approximately 5000 metres or even higher if time and fitness permits, we will enjoy our packed lunch

before descending to the Laguna. Afterward we transfer back to the refuge and have the rest of the afternoon to relax and rest. It is an early dinner and bed by 9 pm in preparation for the following day.

Meals: **B L D**

	Accommodation Mountain Hut / Refuge		Ascent 500M		Descent 500M		Time 4 hrs walking		Distance 10KM
---	---	---	-----------------------	---	------------------------	--	------------------------------	---	-------------------------

DAY 10

Excellent trekking to the summit of Licancabur (5920m).

Today is summit day. We will be woken around 2.00am for an early breakfast before we depart our refuge and drive up to Camp Inca at approximately 4600m, where we will begin our walk. The ascent is in no way technical and there is usually very little snow on the mountain, but at this altitude it does provide a very challenging ascent. Most of the climb is on a path which steeply follows a succession of switchbacks up through a rocky ridge. Arriving at the summit after 7 hours or so, we will enjoy spectacular views of nearby peaks and a panorama that extends over Chilean and Bolivian territory to the salt flats of the Atacama. Nestling in the summit crater is a small lake, one of the highest on earth and in several places on the crater rim there are ancient Inca ceremonial ruins. Descent is via a steep scree slope and also retraces part of ascent to Camp Inca in a further 2 to 3 hours, we drive back to San Pedro, arriving late afternoon. Tonight we can head out for dinner together and celebrate a fantastic trekking holiday.

Meals: **B L**

	Accommodation Hotel		Ascent 1450M		Descent 1450M		Time 11 hrs walking		Distance 16KM
---	-------------------------------	---	------------------------	---	-------------------------	---	-------------------------------	---	-------------------------

DAY 11


Departure Day. A single timed transfer to Calama Airport is provided.

After breakfast we check out of our hotel and there will be a single timed transfer back to the airport. Your holiday ends after breakfast.

Meals: **B**

Extensions

When booking your holiday, you will be able to 'add an extension option'. Once we have received your booking we will contact you to discuss additional services required for the extension and to take any additional deposit.



"Land of Fire" - Tierra Del Fuego

The "Land of Fire" or Tierra del Fuego is a breath taking island divided between Argentina and Chile and a must see destination for anyone travelling to Patagonia. It contains one of the most famous stretches of water in the world - The Beagle Channel. KE's excellent extension explores this beautiful part of the world with inflatable canoes, boat and on foot. As the most relaxing way to travel you'll motor and paddle down wonderful waterways, hike secret trails, visit the famed Gable Island with its beaver dams, look for exciting birdlife including seals and meet the penguins on Martillo Island! Staying where the Andes meet the ocean, Ushuaia is the world's most southern town and the perfect place to enjoy, pre- or post-trek.

4 days from

✕9,223,372,036,854,776,000 per person

Holiday Information

What's Included

- An experienced English-speaking local leader
- An extra climbing guide in Bolivia
- Single timed airport transfers
- All accommodation as described
- Meals as outlined in the Meal Plan
- Once on trek a full service including food and all equipment (excluding personal equipment)
- All land transport involved in the itinerary

What's not Included

- Travel insurance
- Tips for trek staff
- Visa fees if necessary
- Calama Airport transfers (other than group transfers)
- Departure tax (if applicable)
- Some meals as detailed in the Meal Plan
- Miscellaneous expenses - drinks and souvenirs etc

Joining Arrangements & Transfers

The group will meet at the hotel in San Pedro.

There will be a single group transfer from/to the airport in Calama to the group accommodation in San Pedro.

Hotel contact details and an emergency number will be provided with your booking confirmation.

Meal Plan

All breakfasts, 7 lunches and 7 dinners are included in the holiday price. When staying in San Pedro, with access to a wide choice of dining options and budgets, it makes sense to leave the choice to you. We therefore have not included all meals while staying in San Pedro de Atacama. You should allow approximately \$15 - \$20 per meal for a total of 3 lunches and 2 dinners.

Food & Water

It is not recommended to drink untreated water from the taps. If you are on a trekking or cycling holiday, water is supplied to fill up your individual bottles. This will be boiled, filtered or provided in large jerry cans or 5 litre bottles. Additionally you should take purification tablets or a filter bottle (such as a [Water-To-Go bottle](#)) to treat your water when in towns or where water is not supplied. We do not encourage the purchasing of single use plastic bottles.

In San Pedro de Atacama there is a wide range of restaurants and bars serving a mix of local and international cuisine. On trek, varied packed lunches will be supplied. Evening meals will be plentiful and will be a delicious mixture of local and international-style, from ingredients purchased in Chile and cooked for us by professional cooks.

Special Diets

Whilst we can cater for vegetarians, albeit sometimes with a more limited choice, we cannot always provide special diets. Due to the nature of some of the trips that we operate and the countries in which we operate them, it can be very hard (and sometimes impossible) to cater for a wide range of dietary choices and you may have to supplement your diet with food/snacks from home. If you have specific dietary requirements please do speak to our sales team and they will be able to advise you whether or not we will be able to offer your specific choice. Please note that we are unable to provide separate menus and cannot accept liability for any problems arising from special dietary requirements or intolerances.

Accommodation

During this trip the group will spend 5 nights at a pleasant hotel in San Pedro de Atacama, a wonderful laid-back town with a stunning backdrop and relaxed feel. Here we will stay in charming wood and adobe cabin-like rooms with terraces, nestled in a fruit orchard. There are also 3 nights camping and 2 nights spent in a basic mountain refuge on the trip. All accommodation is based on twin sharing (except in the refuge where the rooms may be mixed sex and typically accommodate 4-8 people). If you are travelling by yourself you will be paired up with another single client of the same sex. For the 5 hotel nights, single rooms are available for a supplementary cost. Whilst camping, single tents are available for a supplementary cost. Additional hotel nights in San Pedro de Atacama are also available. For Hotel prices and single supplement costs please refer to the dates and prices page of the trip on our website. Hotels are subject to availability and prices may vary.

Group Leader & Support Staff

The group will be accompanied throughout the holiday by an experienced, English speaking local leader. In addition, while trekking the group will be supported by a full crew of camp staff and drivers. There will also be one or more support vehicles and drivers and a trek crew including a cook, camp staff and either baggage animals or porters. A Bolivian guide will join us for the ascent of Licancabur.

Altitude

This holiday involves going to very high altitude. During the course of your trip you will be spending at least one night above 4000 metres and/or trekking to 5000 metres or above. This is not something that you should worry about; the human body is quite capable of adapting to a very wide range of altitudes, but it is important that we follow some simple rules in order to acclimatise successfully. Before coming on this holiday you should read the advice on trekking at high altitude on our website which can be viewed via the link below. Unless you have previous experience of trekking above 4000 metres you should consult one of our trekking experts before embarking on this holiday. On this trip we carry bottled oxygen for use in emergencies. www.keadventure.com/page/altitude.html

Spending Money

We estimate that \$400 will cover all of your expenditures whilst in Chile, including non included meals, soft drinks, tips for local staff and any airport taxes. If you intend to purchase expensive souvenirs, you should budget accordingly. Credit cards can be useful here. The Chilean unit of currency is the Peso. We recommend that you carry your money in the form of US dollars currency as it will not be possible to exchange traveller's cheques. There are a number of ATMs in San Pedro but we would recommend that you obtain cash using your credit/debit card at the cash machine in the airports at either Santiago or Calama. Visa credit cards are widely accepted in Chile.

Guidance on Tipping

Tips are the accepted way of saying 'thank you' to your local guides and crew. They do not form part of their wages. KE always pays local crews the best rates of pay, no matter what country they are in and any tips they receive are seen as a personal thank you from group members. For our part, we advise local teams that tips are not a duty or a prerequisite but are a bonus and entirely dependent on the service that was given. For your trek crews we recommend that you give a tip if you feel that their services have met your satisfaction. As a rough guide we suggest you allow a total of \$100-\$150 for tipping your crew.

Beat the Jet Lag

Our holidays are normally designed with minimal 'down time' at the start of the trip, but having a day or two at the beginning will have the additional benefit of allowing you time to get over the stress of a long journey or travelling across time zones, leaving you refreshed and ready for your holiday. We can easily arrange for you to have additional nights and airport transfers.

Baggage Allowance

Your KE trek bag will be carried by the support vehicle. The packed weight of your trek bag during the trip should be no more than 15kg.

Group Size & Holiday Status

For each holiday there is a minimum number of participants required to enable it to go ahead. Once the minimum number is reached, the trip status will change from 'Available' to 'Guaranteed to run'. You can check the trip status for each departure in 'Dates and Prices' table. Other than in exceptional circumstances, we will not cancel a trip once it has achieved this guaranteed to run status and so you are free to proceed with your international flight booking and other travel arrangements.

Flight payment

The dates shown are for the LAND ONLY itinerary, joining in San Pedro. For clients making their own flight arrangements, El Loa Airport, Calama, is the most convenient for transfers to the group hotel. Please refer to the 'Joining arrangements & transfers', and 'Flights' sections in the trip dossier for further details.

Flights SHOULD NOT be booked until you have received your booking confirmation and the trip is showing 'Guaranteed to Run' or 'Limited'.

General Information

Passport & Visas

The information that we provide is for UK passport holders. A passport with 6 months remaining validity at the end of your stay is generally required, and you should have at least 2 blank pages for each country that you visit.

It is your responsibility to ensure that you have the correct travel documents and visas for your holiday. Please ensure that you check for the latest advice before travel. For the most up to date information on entry requirements, please visit the [UK Government website](#).

Visa Chile

UK and USA passport holders do not require a visa for short stays. USA passport holders will be issued with a tourist card on arrival.

Visa Bolivia

UK passport holders do not require a visa for short stays. USA passport holders do require a visa.

Health & Vaccinations

If you have a severe allergy please inform the KE office before you travel. We will do all we can to help, but we cannot guarantee an allergy free environment on KE trips. You will need to carry your own treatment for the allergy with you, as 'adrenaline auto-injectors' are not carried as standard by KE leaders and staff. You should inform your leader on arrival of your allergy, and let them know where you keep your adrenaline pen.

VACCINATIONS

You should contact your doctor or travel clinic to check whether you require any specific vaccinations or other preventive measures. You should be up to date with routine courses and boosters as recommended in the UK e.g. diphtheria-tetanus-polio and measles-mumps-rubella, along with hepatitis A and typhoid. A good online resource is [Travel Health Pro](#).

Dengue fever is a known risk in places visited. It is a tropical viral disease spread by daytime biting mosquitoes. There is currently no vaccine or prophylaxis available and therefore the best form of prevention is to avoid being bitten. We recommend you [take precautions to avoid mosquito bites](#).

Preparing for your Holiday

It makes a lot of sense to spend some time before coming on a trekking or climbing trip getting some additional exercise. Our treks can be physically demanding, but more as a result of altitude and terrain than distances walked. We would suggest that you adopt a weekly exercise regime. Running and swimming are good for developing aerobic fitness and better stamina. You should gradually increase your exercise leading up to departure, and in the month before setting off, we suggest that you try to fit in a number of long walks in hilly country.

Climate

The Atacama has a climate characterised by blue skies and mild temperatures throughout the year. At average altitudes of around 2500 metres, temperatures range from 28°C / 82°F during the day to 0°C / 32°F at night. Higher, on the altiplano, at altitudes above 4000 metres, average daytime temperatures range from 10°C / 50°F down to minus 10°C / plus 14°F. We can expect little, if anything, in the way of precipitation.

Travel Aware

As a reputable tour operator, KE supports the British Foreign, Commonwealth and Development Office's ['Travel Aware'](#) campaign to enable British citizens to prepare for their journeys overseas. The 'Travel Aware' website provides a single, authoritative source of advice for all kinds of travellers and we recommend that prior to travel, all KE clients visit the official UK Government website at travelaware.campaign.gov.uk and read the FCDO Travel Advice for their chosen destination. North Americans can also check out the U.S. Department of State website: www.travel.state.gov for essential travel advice and tips.

KE treat the safety and security of all clients as the most important aspect of any trip we organise. We would not run any trip that we did not consider reasonably safe. Should the FCDO advise against travel for any reason, we will contact everyone booked to travel to discuss the situation. We receive regular updates direct from the FCDO and are in constant touch with our contacts on the ground. If you have any questions about government travel advice, please call our office.

Single Use Plastic

KE do not encourage the use of single use plastic items. We are ensuring that our agents all over the world are working together to reduce the problem and educate those around them. We are leading by example in our KE office by reducing our plastic use.

Books

- Chile & Easter Island - Lonely Planet.
- The Rough Guide to Chile.
- Chile & Easter Island - DK Eyewitness Travel Guide.
- Travels in a Thin Country - Sarah Wheeler.
- The Motorcycle Diaries - Ernesto "Che" Guevara.
- The House of the Spirits - Isabel Allende.

Maps

San Pedro de Atacama Region 1:350,000/1:50,000

San Pedro de Atacama Region at 1:350,000/1:50,000 in a series of contoured, GPS compatible trekking and exploration maps at various scales from Trekkingchile. The maps are annotated with tourist information and most titles include a street plan of the region's main town. Many are illustrated with drawings of local fauna or flora.

Travel Insurance

It is an essential condition of joining a holiday with KE Adventure Travel that you have a valid travel insurance policy to cover the cost of medical treatment and to protect the value of your holiday in the event of cancellation. When taking out insurance please ensure the policy you choose covers you for the activities and altitude included in your itinerary.

For appropriate insurance cover we recommend Campbell Irvine Direct. Please go to our [Travel Insurance](#) page for further information and to get a quote.

Equipment Information

Equipment List

The following checklist should help you with your packing. As a general rule, you should always try to keep the weight of your equipment to a minimum. The packed weight of your trek bag whilst trekking should be no more than 15 kgs. Please note when packing you need to be prepared for extreme desert conditions and extreme cold conditions for the early ascent of Licancabur.

You should bring the following items:

- Hiking boots
- Walking sandals (TEVAs) or old trainers for use at river crossings
- Socks
- Trekking trousers and shorts
- Waterproof overtrousers / jacket
- Down / thermal jacket (for the ascent of Licancabur)
- Underwear
- Thermal baselayers (shirts / leggings as it can be cold at night)
- Shirts or T-shirts
- Fleece jacket or warm jumper
- Sunhat
- Warm hat
- Scarf or buff
- Sunglasses
- Good quality thermal gloves or mittens
- Sleeping bag (comfort rated -5°C)
- Daypack 30 to 40 litres
- Headtorch and spare batteries

- Basic First Aid Kit including: Antiseptic cream, throat lozenges, diarrhoea treatment (Imodium), painkillers, plasters (band-aids) and blister treatment, insect repellent and re-hydration salts (Dioralite).
- Sun protection (including total bloc for lips, nose etc.)
- Water bottles 1 litre (x2) (we encourage re-filling water bottles rather than single use plastic)
- Water purification tablets
- Washbag and toiletries
- Antibacterial handwash
- Small towel
- Selection of dry bags (to keep trek bag contents dry)
- Small padlock (to lock your main trek bag)

◆ **The following items are optional:**

(please note a camping mattress is provided on this holiday).

- Trekking poles (highly recommended)
- Trainers
- Sleeping bag liner
- Travel clothes
- Pen-knife (note: always pack sharp objects in hold baggage)
- Camera
- Reusable cloth bag for shopping (to avoid plastic bags)

Cotswold Outdoor



Many of the Equipment items listed above are available from [Cotswold Outdoor](#) - our '**Official Recommended Outdoor Retailer**'. When you book a holiday with KE you will receive 12.5% discount voucher from Cotswold Outdoor and other retailers.
[>> Find out more](#)

Land Only Information

The dates shown are for the LAND ONLY itinerary, joining in San Pedro. A single transfer from / to Calma Airport is provided.

Flight Inclusive Information

The FLIGHT INCLUSIVE dates and prices are based on UK flights from London (Heathrow) to Calama, via Santiago with Iberia & LATAM. Outbound flights will depart the UK in the evening, arriving the following day (day 1 of the itinerary). Return flights will depart Calama airport in the morning of the last day of the itinerary, arriving in the UK in the morning of the following day.

Why Choose KE

Why KE

This exclusive-to-KE Adventure trekking holiday takes you on an authentic adventure through the heart of the breath-taking Atacama Desert. You'll not only explore the sites of San Pedro and trek beneath volcanic giants, but you'll summit the incredible Bolivian peak of Licancabur.

Please Note This document was downloaded on 18/05/2024 and the trip is subject to change