

# Walking the White Mountains of Crete

Trip Code: CRE

Version: Walking the White Mountains of Crete 2025



WALK & TREK



GUIDED GROUP



MODERATE



## HIGHLIGHTS

- Descend to the Mediterranean sea through the spectacular Samaria Gorge
- Reach the summit of Pachnes, the highest peak in the White Mountains of Crete
- Discover Crete's hidden coves on a stunning coastal walk from Agia Roumeli
- Stay in charming accommodation, enjoy Cretan cuisine and sip Ouzo in Greek tavernas

## AT A GLANCE

## ACCOMMODATIONS & MEALS

- 7 Breakfasts
- 5 Lunches
- 7 Dinners
- 7 nights Hotel

[VIEW DATES, PRICES & BOOK YOUR HOLIDAY HERE](#)

# Introduction

This Mediterranean walking holiday on the island of Crete offers a wonderful blend of high mountain scenery, picturesque coastal walking, traditional villages, and legendary Greek food and hospitality. Immerse yourself in the spellbinding beauty of the White Mountains, traverse the rugged terrain of the Samaria Gorge, and discover the hidden beaches along Crete's lesser-explored coast.

Starting from the mountain hamlet of Omalos, our first objective is to hike to the summit of Gingilos (1980m), a rocky peak offering spectacular views across the White Mountains and a bird's-eye perspective of our route for the following day. This route leads us down to the Mediterranean via the world-famous Samaria Gorge, a UNESCO Biosphere Reserve. We then spend two nights in Agia Roumeli, a charming collection of traditional tavernas accessible only by walking or boat. Here, you have the option to relax on the beach or partake in a variety of day walking excursions.

Continuing along the sun-kissed shoreline and a stunning cliff-side pathway, our next day's walk in Crete takes us to Marmara beach and the delightful white-painted seaside village of Loutro. With a hotel base in Loutro, our trekking adventure ascends to Pachnes (2453m), the highest peak in the 'Lefka Ori' mountain range, before a circular hike via the impressive Aradena Gorge and the charming shepherd's village of Anopolis.

Please ensure you select the correct version of this trip based on your departure year (2025 or 2026) from the options below.

## Is this holiday for you?

This walking holiday is designed to escape the main tourist hotspots of northern Crete and embrace the magic and tranquility of the quiet southern coastline. While we are sure to enjoy plenty of sun, experience isolated beaches, and sample superb Greek cooking, this holiday is first and foremost tailored for walkers. Our hikes include ascents to the rocky peak of Gingilos, as well as Pachnes, the highest mountain in the area. We anticipate an average of 5 to 7 hours of walking each day, with average ascents and descents of around 700 meters per day. The paths are generally well-maintained, but during the ascents of Gingilos and Pachnes, we will encounter open scree and traverse rocky terrain with no discernible track. This holiday is suitable for weekend hikers seeking tranquility and sun. Be prepared for a unique and authentic Greek experience!

# Itinerary

Version: Walking the White Mountains of Crete 2025

## DAY 1

**Meet at the group hotel in Omalos. Afternoon and evening transfers from Chania Airport are provided.**

Meet at the group hotel in Omalos. Afternoon and evening transfers from Chania Airport are provided. This is a spectacular drive along narrow winding roads that take us up into the foothills of the White Mountains. The few tavernas that make up the settlement of Omalos are situated on a fertile grazing area amongst rocky limestone peaks. We spend the next 2 nights at a small, friendly, family-run establishment with comfortable rooms and an excellent restaurant, which is popular with the locals.

Meals: **D**



**Accommodation**  
Hotel

## DAY 2

**Walk to the top of Gingilos (1980m) from the head of the Samaria Gorge. Return to Omalos.**

After breakfast a 10 minute transfer takes us to the start of the famous trek down the Samaria Gorge. But, we will save the gorge walk for tomorrow. Today, we will climb Gingilos (1980m) the impressive mountain that towers above. Following a rough, but way-marked footpath, it's a steady climb for an hour and a half to a year-round spring. After an obligatory stop to top-up our water bottles, a zig-zag path leads to a rocky col, which affords views of the Libyan Sea to the south. Above the col the path becomes slightly more challenging, with some short and easy sections of scrambling. Less than an hour from the col takes us to a rounded summit, complete with prominent cairn. From here, there are superb views right across the whole of the White Mountains massif to distant Pachnes, the highest mountain in the range and our goal in a few days time. Nearer to hand is a rocky crest which is the true summit of Gingilos, just 5 metres higher than the cairned summit. It is an optional 15 minute scramble across to this point. We return by the same route and spend a second night in Omalos.

Meals: **B L D**



**Accommodation**  
Hotel



**Ascent**  
1000M



**Descent**  
1000M



**Time**  
5 - 6 hrs walking



**Distance**  
9KM

### DAY 3

## Descend through the Samaria Gorge to the isolated seaside settlement of Agia Roumeli.

We won't start too early this morning, so we can miss the crowds of tourists who arrive early by bus from the resorts of the northern coast to walk down the extremely popular Samaria Gorge. This is the longest ravine in Europe and arguably the most spectacular. Our baggage is taken down to Sougia and by ferry from there to Agia Roumeli, whilst we take the short transfer to Xiloskala (1250m) a viewpoint overlooking the gorge. Here, we chill out in a cafe that overlooks the descent path and then, in the late morning, we set off on our walk. By this time, the area is usually deserted. For the first 2km of the walk, we descend dramatically via a path that leads to the bottom of the upper gorge. The peaks of Gingilos and Volakias tower above us, as gigantic walls of rock, whilst on our left-hand side the White Mountains extend to the east. The small chapel of Agios Nikolaos, nestling among pines and cypresses, signals the start of a more gentle descent and soon we reach the old hamlet of Samaria. From here, the path twists and turns, passing Saint Mary's Church, which has the date 1379 over the doorway. We soon reach the narrowest part of the gorge, the famous 'Portes' (Gates). Here, the rock architecture is amazing, with the walls soaring vertically upwards for 500 metres on either side of the path. The final few kilometres bring us to the welcome sight of Agia Roumeli and the Libyan Sea. Arriving in the late afternoon, we find that the vast majority of the people who have walked the gorge have already departed from Agia Roumeli by ferry, either westwards to Sougia or eastwards to Hora Sfakion. Once they've gone, Agia Roumeli returns to its tranquil self, nestling between wild mountains and the deep blue sea. This is the hidden Crete that most tourists never experience. Whilst in Agia Roumeli, we stay at a comfortable hotel and take our evening meals at the quite excellent Artemis Restaurant.

Meals: **B L D**



**Accommodation**  
Hotel



**Descent**  
1200M



**Time**  
5 - 7 hrs walking



**Distance**  
16KM

### DAY 4

## Free day at Agia Roumeli. Optional walks to a number of ancient Turkish forts.

Until the first of the day's walkers make their way down the gorge, which is usually not until mid afternoon, Agia Roumeli is the perfect Cretan hideaway and the perfect spot to relax for the day. A small clean pebbly beach lies in front of the village and is an excellent spot for swimming. Alternatively, a short walk to the east leads to an even quieter beach that stretches for miles. For those who are keen to do some exercise, there is a choice of possible walks. The clearly visible Turkish fort above the village can be reached in 45 minutes and a decent path to the north leads to the old settlement of Agia Roumeli, providing an easy 2 hour circuit. Longer walking options include the ascent to Papoura, a beautiful spot 900 metres (3000 feet) above the village. It is a steep climb of 3 to 4 hours to reach Papoura, but the rewards are great views of the coast, the mountains and the Samaria Gorge from above. After the day's tourists have departed, we will enjoy a peaceful night at our hotel and have another opportunity to sample the famous Cretan food at the Artemis Restaurant.

Meals: **B D**

---

	<b>Accommodation</b> Hotel		<b>Ascent</b> 300M		<b>Descent</b> 300M		<b>Time</b> 2 - 3 hrs walking		<b>Distance</b> 4KM
-----------------------------------------------------------------------------------	-------------------------------	-----------------------------------------------------------------------------------	-----------------------	-----------------------------------------------------------------------------------	------------------------	-----------------------------------------------------------------------------------	----------------------------------	-------------------------------------------------------------------------------------	------------------------

---

## DAY 5

### Coastal walk through pine forest and via the chapel of Agios Pavlos to Loutro. Boat ride to Sfakia. Overnight in Sfakia.

The walk from Agia Roumeli to Loutro starts along a delightful coastal path. Leaving Agia Roumeli in the cool of the early morning we walk on a way-marked path, crossing beaches, wandering through pine trees and along the cliffs. A pleasant spot for a break and a swim is at the small Byzantine church of Saint Paul. This is the spot where Saint Paul is said to have landed on Crete on his voyage to Greece. Decorated with murals, this historic church by the sea is engaged in a continual battle against the waves. Beyond the church the path climbs above the beach and eventually leaves the pine forest, continuing through a more barren area between the Libyan sea and a barrier of cliffs to the beach of Marmara and the entrance of the Aradena Gorge. We have another opportunity for a swim (or a drink in the small beach cafe) before continuing towards the Bay of Loutro. From here short boat ride will takes us to Sfakia, where we will stay at a small family-run hotel overlooking the sea.

Meals: **B L D**

---

	<b>Accommodation</b> Hotel		<b>Ascent</b> 700M		<b>Descent</b> 700M		<b>Time</b> 6 - 7 hrs walking		<b>Distance</b> 15KM
-------------------------------------------------------------------------------------	-------------------------------	-------------------------------------------------------------------------------------	-----------------------	-------------------------------------------------------------------------------------	------------------------	-------------------------------------------------------------------------------------	----------------------------------	---------------------------------------------------------------------------------------	-------------------------

---

## DAY 6

### Drive to the White Mountains and walk to the top of Pachnes (2453m). Return to Sfakia.

Today we will hike to the top of Pachnes (2453m) the highest summit in the White Mountains. By a height of just 3 metres, Pachnes is not the highest mountain in Crete. Timios Stavros in the Ida Mountains is slightly higher. However, this is arguably, the best mountain walk in Crete. Although Pachnes is not a technically difficult mountain, it is rarely climbed, since the walk to its summit involves a long day. There are also logistical transport problems associated with the ascent and this means it is almost never offered as a guided route. We start out by driving up to the mountain village of Anopolis and onwards for around 20km, following a rough track to an altitude of 1950m. Then, starting our walk through the weird lunar landscape of Crete's high desert region, we reach the summit after 2 hours. On a clear day, the summit views extend over half the island. With a bit of luck we may be accompanied by griffon and bearded vultures and even golden eagles. After signing the summit book we descend back to the drop-off point. We return to Sfakia after a brilliant day out, with simply unforgettable views.

Meals: **B L D**

---

	<b>Accommodation</b> Hotel		<b>Ascent</b> 600M		<b>Descent</b> 600M		<b>Time</b> 5 hrs walking		<b>Distance</b> 9KM
-----------------------------------------------------------------------------------	-------------------------------	-----------------------------------------------------------------------------------	-----------------------	-----------------------------------------------------------------------------------	------------------------	-----------------------------------------------------------------------------------	------------------------------	-------------------------------------------------------------------------------------	------------------------

---






## DAY 7

### Walk via Marmara Beach and the Aradena Gorge to the shepherds village of Anopolis. Return to Sfakia.

Our final day's trekking is a circular route, starting with a short boat ride to the beach at Marmara. From here, we head inland into the impressive depths of the Aradena Gorge. Although this is not as big as the Samaria Gorge, it is just as spectacular and much quieter. If anything, the underfoot conditions are slightly harder, with a series of easy scrambles across several rockfalls. It will take us 3 hours to reach the ancient village of Aradena, the last part of the walk involving an interesting (and ancient) paved pathway that zig-zags out of the gorge. We will be able to look around the ruined village and hopefully get a drink at the kiosk cafe at this spectacular gorge viewpoint. Here, the gorge is just 30 metres wide and has been spanned by a metal bridge. The view from the bridge into the depths of the gorge is breathtaking. From here, we hike across country, following an old, cobbled road through the rough fields of an impressive limestone plateau, to reach the pretty village of Anopolis, where we stop to take lunch at a taverna. After lunch, we stroll across to the clifftop chapel of Agia Katarini, which is an excellent place to watch griffon vultures as they soar along the edge of the plateau. We then drop down on a rough track down to Loutro, then on to Sfakia with a chance for a swim along the way. We enjoy a celebratory meal in the evening to end a special holiday.

Meals: **B L D**

---

	<b>Accommodation</b> Hotel		<b>Ascent</b> 800M		<b>Descent</b> 800M		<b>Time</b> 6 - 7 hrs walking		<b>Distance</b> 17KM
-------------------------------------------------------------------------------------	-------------------------------	-------------------------------------------------------------------------------------	-----------------------	-------------------------------------------------------------------------------------	------------------------	-------------------------------------------------------------------------------------	----------------------------------	---------------------------------------------------------------------------------------	-------------------------

---

## DAY 8

### Departure day. A single timed transfer to Chania Airport is provided.

The holiday ends after breakfast. There will be a single timed transfer back to Chania Airport, a drive of around 2 hours.

Meals: **B**

## Holiday Information

---



## What's Included

- A professional and qualified tour leader
- Up to 2 Chania Airport transfers on Day 1 and 1 on Day 8
- All land transport required by the itinerary
- All accommodation as described
- Meals as described in the Meal Plan
- Samaria National Park fee
- Baggage transfers between overnight stops - by road or by boat

## What's not Included

- Travel insurance
- Some meals as described in the Meal Plan
- Tips for local staff
- Miscellaneous expenses - drinks and souvenirs etc.

## Joining Arrangements & Transfers

The group will meet at the group accommodation in Omalos.

There will be two timed transfers from Chania Airport to the group accommodation on Day 1 of the Land Only Itinerary. One meeting flights arriving 1330 and earlier and one meeting flights arriving at 1700 and earlier.

In Arrivals Hall A please look out for our KE representative with a KE signboard and/or your name.

On the last day of the Land Only itinerary, there will be a single group transfer back to Chania Airport. This transfer will arrive at the airport at approximately 1100.

Anyone may join the group transfers by prior arrangement. Travelling as a group or on public transport saves energy. If this is not practical, we can provide private transfers at an additional cost. Taxis are also available.

If your arrival flight does not allow you to take advantage of the timed transfers you will need to make your own way to Omalos. A taxi will cost approximately €95.

If you have spare time in Chania on Day 1 or Day 8 you may wish to spend time in Chania. It is possible to leave luggage at the central bus station (from where you can take a bus to/from the airport) while you explore.

Hotel contact details and an emergency number will be provided with your booking confirmation.

## Meal Plan

For departures in 2025: 7 breakfasts, 5 lunches and 7 dinners are included in the price of the holiday.

For departures in 2026: 7 breakfasts and 7 dinners are included in the price of the holiday.

## Food & Water

Water from the taps is perfectly drinkable on this holiday - please use this to fill your personal bottles for your daily activities. We do not encourage the purchase of single-use plastic bottles.

Breakfasts are taken at the overnight hotel and consist of tea and coffee, cereals, bread, jam and the Greek speciality of yoghurt and honey. For lunch, the group will carry a few items to make up a picnic. This will usually be bread, cheese, tomatoes, cucumber, olives, ham or other dried meats, fruit and biscuits. It is generally too warm to carry chocolate, but we can make an exception on the high-level hike to Pachnes which is cooler. Dinner is again served at our overnight taverna and this is always local Cretan fare, with all produce sourced locally and usually some choice of meal. Lamb, moussaka, fresh vegetables, wonderful salads etc.. The dinners are a highlight of the trip. All meals are included.

## Special Diets

Whilst we can cater for vegetarians, albeit sometimes with a more limited choice, we cannot always provide for special diets. Due to the nature of some of the trips that we operate and the countries in which we operate them, it can be very hard (and sometimes impossible) to cater for a wide range of dietary choices and you may have to supplement your meals with food/snacks from home. If you have specific dietary requirements please do speak to our sales team and they will be able to advise you whether or not we will be able to offer your specific choice. Please note that we are unable to provide separate menus and cannot accept liability for any problems arising from special dietary requirements or intolerances.

## Accommodation

We will spend 7 nights in small local hotels and tavernas. In Omalos we will sleep in simple rooms at small, family-run, accommodations where we will really experience the essence of life in rural Crete.

All accommodation is on a twin share basis. If you are travelling by yourself you will be paired with another single traveller of the same sex. A very limited number of single rooms are available for a supplementary cost. If you are planning to extend your holiday, additional nights are available on request.

## Group Leader & Support Staff

The group will be led by a professional and qualified tour leader.

## Altitude

This holiday does not involve any significant ascent to altitude and we would not expect any altitude issues with this trip.



## Spending Money

Approximately £100 (or the equivalent in dollars or euros) should be allowed for miscellaneous expenses, drinks and souvenir purchases. We recommend that you carry your travel money in the form of euros currency, since there are not many money changing facilities once you leave Chania Airport. If you are intending to buy expensive souvenirs, you should budget accordingly. Also, if you expect to buy considerable quantities of soft drinks, wine or beer, you should make an allowance for this. Credit cards can be used in some places on this trip.

## Baggage Allowance

For this holiday you should take one piece of luggage and a daypack. For international flights please check your baggage allowance with your airline.

## Group Size & Holiday Status

For each holiday there is a minimum number of participants required to enable it to go ahead. Once the minimum number is reached, the trip status will change from 'Available' to 'Guaranteed to run'. You can check the trip status for each departure in the 'Dates and Prices' table. Other than in exceptional circumstances, we will not cancel a trip once it has achieved this guaranteed to run status so you are free to proceed with your international flight booking and other travel arrangements.

# General Information

---

## Passport & Visas

### Europe

Your passport must meet 2 requirements. It must be:

- less than 10 years old on the day you enter (check the 'date of issue')
- valid for at least 3 months after the day you plan to leave (check the 'expiry date')

For the latest details on visiting countries within the EU or the European Economic Area (EEA), please check the UK Government website

**The information that we provide is for UK passport holders.**

A passport with 6 months remaining validity at the end of your stay is generally required, and you should have at least 2 blank pages for each country that you visit.

For other nationalities, please refer to your own Government website for the latest information.

**It is your responsibility to ensure that you have the correct travel documents including vaccinations and health certificates** (*see Health & Vaccinations below*), **and visas for your holiday.** Please ensure that you check the [FCDO](#) for the latest advice for **each country visited** before travel.

## Health & Vaccinations

### Vaccinations

You should contact your doctor or travel clinic to check whether you require any specific vaccinations.

### GHIC / Medical cover

UK residents should carry a free Global Health Insurance Card (GHIC). This entitles you to state provided medical treatment when you're visiting an EU country or Switzerland. This is not a substitute for medical travel insurance which is vital when travelling overseas.

### Severe Allergies

If you have a severe allergy please inform the KE office before you travel. We will do all we can to help, but we cannot guarantee an allergy free environment on KE trips. You will need to carry your own treatment for the allergy with you, as 'adrenaline auto-injectors' are not carried as standard by KE leaders and staff. You should inform your leader on arrival of your allergy, and let them know where you keep your adrenaline pen.

## Currency

The currency for part or all of this holiday is the Euro.

## Preparing for your Holiday

Getting some additional exercise before coming on an active holiday makes a lot of sense. The fitter you are, after all, the more enjoyable you will find the experience.

You should be aerobically fit and comfortable with walking 3 to 6 hours for consecutive days. Hill walking, with a good amount of ascent and descent, is the best training. Running, cycling and swimming are also good for developing cardiovascular fitness and stamina.

## Climate

The best time of year for hiking on Crete is in May, early June, September and October - when we have planned our trips. Crete enjoys one of the most favourable climates in the Mediterranean and we can expect daytime temperatures to range between 20 and 30 degrees centigrade, dropping at night to 10 degrees centigrade in the mountains and 15 degrees centigrade on the coast. It is too hot to complete this itinerary comfortably during July and August.

## Travel Aware

As a reputable tour operator, KE supports the British Foreign, Commonwealth and Development Office's 'Travel Aware' campaign to enable British citizens to prepare for their journeys overseas. The 'Travel Aware' website provides a single, authoritative source of advice for all kinds of travellers and we recommend that before travel, all KE clients visit the official UK Government website at [travelaware.campaign.gov.uk](https://travelaware.campaign.gov.uk) and read the FCDO Travel Advice for their chosen destination. North Americans can also check out the U.S. Department of State website: [www.travel.state.gov](https://www.travel.state.gov) for essential travel advice and tips.

KE treat the safety and security of all clients as the most important aspect of any trip we organise. We would not run any trip that we did not consider reasonably safe. Should the FCDO advise against travel for any reason, we will contact everyone booked to travel to discuss the situation. We receive regular updates directly from the FCDO and are in constant touch with our contacts on the ground. If you have any questions about government travel advice, please call our office.

## Single Use Plastic

KE do not encourage the use of single use plastic items. We are ensuring that our agents all over the world are working together to reduce the problem and educate those around them. We are leading by example in our KE office by reducing our plastic use.

## Books

- Crete - The White Mountains - Cicerone Guide by Lorraine Wilson
- The Rough Guide to Crete
- Lonely Planet. Crete
- Landscapes of Western Crete - Sunflower Guide

## Maps

**Topografische Bergwanderkarte - Anavasi. Samaria - Sougia. 11-13 Greece. 1:25,000**

Great hiking map published by Anavasi. Covers the first part of the walk. 1:25,000 scale.

## Private Groups Information

### Make this KE Adventure holiday your own!

- Do our normal group departure dates not fit?
- Would you prefer to travel with just friends and/or family?
- Are you looking to organise a trip for your local walking, biking or mountaineering club?

It's really easy to make a trip your own. Simply select from our full range of adventure holidays and choose the dates that work for you and your group.

We are experts in creating holidays for groups of friends, families, charities and clubs. Our personal service means you'll be fully involved as we make the arrangements for your perfect adventure holiday.

## Independence with Security

Travelling as a KE Private Group allows you more flexibility and choice, but still with the peace of mind that everything is pre-planned and arranged for your group by a reputable adventure travel company.

To take your first step to an amazing adventure with your friends and family complete the private group enquiry form, or call our **Sales Experts on: 017687 73966**

## Travel Insurance

It is an essential condition of joining a holiday with KE Adventure Travel that you have a valid travel insurance policy to cover the cost of medical treatment and to protect the value of your holiday in the event of cancellation. When taking out insurance please ensure the policy you choose covers you for the activities and altitude included in your itinerary.

For appropriate insurance cover we recommend Campbell Irvine Direct. Please go to our [Travel Insurance](#) page for further information and to get a quote.

# Equipment Information

## Equipment List

Please try to keep the weight of your baggage to a minimum. See the 'baggage allowance' section for further details.

### You Should bring the following items:

- Hiking boots
- Gaiters (may be required on pre-summer trips)
- Socks
- Trekking trousers
- Lightweight waterproof overtrousers
- Underwear
- Baselayer shirts
- T-shirts and/or casual shirts
- Midlayer fleece top
- Warm fleece jacket

- Waterproof jacket
- Lightweight thermal gloves
- Warm hat
- Sunhat
- Sunglasses
- Daypack 25 to 30 litres capacity
- Sun protection (including for lips)
- Water bottles 1 Litre (x2) (we encourage re-filling water bottles rather than single use plastic)
- Washbag and toiletries
- Antibacterial handwash
- Headtorch - in case of power cuts)
- Basic First Aid Kit including: Antiseptic cream, throat lozenges, diarrhoea treatment (Imodium), painkillers, plasters and blister treatment, insect repellent, and re-hydration salts (Dioralite).

**The following items are optional:**

- Trainers or sandals
- Shorts
- Towel (for swimming)
- Swimwear
- Trekking poles

- Camera
- Spare laces
- Pen-knife (for picnic lunches)
- Reusable cloth bag for shopping (to avoid plastic bags)

## Land Only Information

Please refer to the 'Joining Arrangements & Transfers' within Holiday Information for further details.

Flights and other transport to your destination should not be booked until you have received your booking confirmation and the departure is showing 'Guaranteed to Run' or 'Limited'.

## Land Only Information

The LAND ONLY dates and prices are for the itinerary joining at the group accommodation in Omalos. There will be two timed transfers from Chania Airport to the group accommodation on Day 1 of the Land Only Itinerary. The holiday ends in Sfakia. A single timed transfer from the group hotel in Sfakia to Chania Airport is provided.

## Flight Inclusive Information

Limited seats are available at the advertised flight price, please book as early as you can. If we are unable to secure seats at the price shown, or you have requested regional departures and/or upgrades, we will provide you with an alternative quote. It is likely that flight payment will be in advance of your final holiday balance. Booking a flight inclusive package means you will benefit from full financial protection, eases your holiday planning, and leaves us to deal with airlines and schedule changes. If you book flights through KE Adventure Travel we will [offset the carbon of your flight](#).

Regional departures and/or alternative carriers are available on request.

## Flight Inclusive Information

The FLIGHT INCLUSIVE dates and prices are based on UK flights from London to Chania. Outbound flights will depart from the UK in the morning arriving into Chania in the afternoon of the same day. Return flights will depart in the early afternoon of the last day of the itinerary, arriving in the UK later that same evening.

# Why Choose KE



## Why KE

Our itinerary is pretty hard to beat, combining all the walking highlights of unspoiled Western Crete, including a guided walk to summit Pachnes. We love how this adventure consistently surprises and delights travellers - the White Mountains are a true hidden gem and walker's paradise.

**Please Note** This document was downloaded on 05/07/2025 and the trip is subject to change