

Trek Madagascar, The Land of the Lemur

Trip Code: MAD

Version: MAD Trek Madagascar - Land of the Lemur



WALK & TREK



GUIDED GROUP



MODERATE



HIGHLIGHTS

- Trekking through the spectacular landscapes of Isalo and Andringitra National Parks
- Dawn views from Peak Boby (Imarivolanitra), 2nd highest peak in Madagascar
- Walk through the lush rainforest of Ranomafana teeming with incredible and endemic flora and fauna
- Unique wildlife spotting, especially the Indri Indri, the largest lemur only found at Andasibe

AT A GLANCE

- 7 days trekking
- Max altitude - 2658m
- Join at Antananarivo

ACCOMMODATIONS & MEALS

- All meals included
- 1 nights Hotel with swimming pool
- 5 nights Hotel
- 2 nights Bungalow
- 6 nights Camping

[VIEW DATES, PRICES & BOOK YOUR HOLIDAY HERE](#)

Introduction

This amazing adventure holiday combines the best of Madagascar's trekking with a chance to experience its cultural and natural variety. Travelling from Tulear on the south-west coast to the capital city of Antananarivo, our first walk is within the Isalo National Park, walking amongst dramatic rock formations, open grassland and forest. A transfer then brings us to the Andringitra Mountains for a 3-day trek and the opportunity to summit the huge granite dome of Peak Boby (2658m), Madagascar's second highest mountain.

We aim to get to the summit as the sun rises - an unforgettable experience. Continuing our journey north, we enjoy the contrast of a day-walk in the decidedly lush rainforest of Ranomafana, home to medicinal plants and several species of lemurs. Our last stop is in Andasibe/Perinet National Park to see the amazing Indri indri lemur with their distinctive call, an experience that can absolutely not be missed when going to Madagascar. Craft workshop visits, colourful produce markets and village walks allow plenty of opportunity to meet the friendly people of this engaging and little-known land. Providing an unbeatable mix of walking, sightseeing and wildlife this is the perfect holiday recipe for Madagascar.

Is this holiday for you?

This is principally a walking holiday in Madagascar. In order to see as much of this diverse African country as possible, it is necessary to cover quite a bit of ground. The holiday includes 3 full days of driving and 2 shorter days. The drives are very scenic and we see much of rural Madagascar. On these days the driving will not be continuous and the journey will be broken with visits to interesting sites along the way. Some of the roads used to access the remote areas where we trek will be rough in parts. The walking days provide reasonably challenging walking through a wide variety of landscape. During these treks we will encounter rainforest, open grassland and rocky canyon-lands. You should be comfortable with walking for around 6-8 hours each day over several days, mostly on good trails but occasionally over rough and sometimes steep ground. The temperatures can be hot and humid. There are four nights on the holiday that are spent camping and two in a basic dormitory style mountain gite. Otherwise the accommodation for this adventure is in comfortable hotels and lodges and this is also reflected in the overall grade of the holiday.

Itinerary

Version: MAD Trek Madagascar - Land of the Lemur

DAY 1

Meet at the group hotel in Antananarivo. A single transfer from Antananarivo Airport is provided.

Meet at the group hotel in Antananarivo ('Tana'). A single, timed group transfer from the airport is provided. KE Land Only services begin with the evening meal that is followed by a briefing from our guide on the week ahead. Overnight Tana.

Meals: **D**



Accommodation
Hotel

DAY 2

Fly to the coastal town of Tulear and visit the Antsokay Arboretum. Afternoon free.

An early transfer takes us back to the airport for the internal flight south to Tulear. On arrival we visit to the excellent Arboretum d'Antsokay, a botanic garden devoted to the conservation of the plants from the south west of Madagascar. We have lunch and then have the afternoon relaxing at our hotel and enjoying the pool.

Meals: **B L D**



Accommodation
Hotel with swimming pool

DAY 3

Drive to Ranohira through avenues of baobab trees.

Today we leave the coast and drive inland towards the Isalo National Park. We cross arid broad plains, pass baobab trees and visit the tombs of the Mahafaly. The Malagasy believe that after death, they will continue to be involved in the affairs of their family. Thus, dead family members are honoured for their continuing influence on family decisions. Malagasy tombs are usually far more elaborate than the homes of the living and are topped with carved wooden memorial posts called aloalo and often decorated with

horns from a sacrificed zebu (a relative of the buffalo). We pass the 'col de tapia', an area of fire resistant trees, which have evolved to 'use' wild bush fires as a way to compete with other plants. In the late afternoon we arrive at our picturesque campsite at the foot of the Maki Canyon on the edge of the Isalo National Park. Approx drive time: 6 hours.

Meals: **B L D**



Accommodation
Camping

DAY 4

Trekking in Isalo National Park through the canyons and natural pools.

This morning we will meet our local guides who will be experts in all the local fauna and wildlife and will point out things that we would never normally spot. We begin the first of our two 'day walks' from our fixed camp at Maki Canyon, with an explore of the Canyon des Rats and Canyon des Mikis. The bottom of these canyons are heavily forested and fed by beautiful clear streams, with natural pools and waterfalls, while high above the sheer rock walls are bare except for scrub and lichens. This is also a good opportunity for us to spot our first lemurs, which inhabit the deep canyon forests. Return to camp at Maki Canyon.

Meals: **B L D**



Accommodation
Camping



Ascent
630M



Descent
630M



Time
7 - 8 hrs trekking



Distance
10KM

DAY 5

Trek to the Piscine Natural, chance to see ring-tailed lemurs.

For our second trek in the Isalo National Park we head towards the far end of the park to be picked up late afternoon by our support vehicle. We walk across a unique wonderland of extraordinary plants and jagged rocks. In the morning we head towards the leafy canyon that hides the Cascade des Nymphes, a popular campsite within the park, which is the home to several families of very tame brown and ring-tailed lemurs. It is a fantastic place for lunch and the perfect spot to capture lemurs on camera! Climbing back onto the plateau we then reach the palm fringed Piscine Natural by early afternoon with time to swim in this beautiful mountain pool. It is then a short walk to meet our support vehicle and transfer to the delightful bungalows.

Meals: **B L D**



Accommodation
Bungalow



Ascent
600M



Descent
525M



Time
6 - 7 hrs trekking



Distance
14KM

DAY 6**See the traditional craft of paper making. Drive to Andringitra National Park where we have a short walk to the campsite.**

We leave Isalo today and drive across the rocky Horombe plateau to Ihosy in Bara country where we stop for a walk around this highland market town. We drop down to Ambalavao to visit the paper 'factory'. The paper known as 'Antaimoro' is made from the bark of the Avoha tree. The paper is covered with dried flowers and leaves, which are glued in place by liquidised bark and then dried in the sun. Antaimoro paper is highly prized and sold all over the region. After lunch in a local restaurant, we transfer to 4x4 vehicles for the off road journey towards the spectacular mountains of the Andringitra National Park. The road becomes ever more rutted and bumpy as we near our final destination at around 1424m. Depending on conditions we may have to walk the last 2 to 3 km to our campsite in Ambalamanandray. We camp next to the gite and we can use the toilet and shower facilities. Approx drive time: 8 hours.

Meals: **B L D**



Accommodation
Camping



Distance
2KM

DAY 7**Trek to 'base camp' for Peak Bobby / Imarivolanitra.**

The area of the Andringitra is one of the most biologically diverse in Madagascar, with over 100 species of birds, and over 50 species of mammals, many of which are endemic. The area was made a National Park in 1999 and is managed by the WWF in cooperation with Madagascar National Parks Association. With a local guide and using porters to carry our baggage and equipment we set off trekking, gradually ascending through a region of highland grass and shrub and on to the granite stunning towers and spires of the Andringitra ridge. Finally after 7 or 8 hours trekking, covering around 8 km and ascending 800 metres, we reach our base camp at the foot of Peak Bobby also known as Mount Imarivolanitra. The altitude of this camp is 2100 metres.

Meals: **B L D**



Accommodation
Camping



Ascent
780M



Descent
350M



Time
7 - 8 hrs trekking



Distance
14KM

DAY 8**Summit ascent for sunrise on Peak Bobby / Imarivolanitra (2658m)**

The Andringitra Mountains are composed of ancient granite overlain with sediment which gives rise to spectacular outcropping of the granite. Our peak stands isolated, a granite dome just asking to be climbed! We set off in the cool of the pre-dawn morning and following the lights of our guides we make

our way towards the start of the climb. The trail is relatively straightforward following natural steps and takes between 2 and 3 hours to the summit. We aim to reach the summit (2658m) in time to watch the sunrise paint in the magnificent landscape of the Andringitra National Park - an unforgettable experience. We return to camp for a late breakfast and spend the rest of the day chilling in magnificent scenery and we have an optional 2 hour walk in the afternoon.

Meals: **B L D**


	Accommodation Camping		Ascent 850M		Descent 850M		Time 5 hrs trekking		Distance 10KM
---	---------------------------------	---	-----------------------	---	------------------------	---	-------------------------------	---	-------------------------

DAY 9

Return trek to Ambalamanandray.

We trek back to Ambalamanandray by a different route across the east flank of the mountain. Descending through a number of climatic zones each with their own ecosystem and plant and animal life, we enter the rain forest once again where we may be lucky enough to see brown lemur. Back at the campsite we have time to relax (and use the gite for a shower) and in the evening we will have a farewell party with our porters and trekking team.

Meals: **B L D**


	Accommodation Camping		Ascent 275M		Descent 925M		Time 7 - 8 hrs trekking		Distance 17KM
---	---------------------------------	---	-----------------------	---	------------------------	---	-----------------------------------	---	-------------------------

DAY 10

Drive via Fianarantsoa to Ranomafana National Park.

We say goodbye to our local guides and porters who were our companions on the trek into the Andringitra Mountains. We board our vehicles and return to Ambalavao. From Ambalavao we travel to the regional capital of Fianarantsoa where we take lunch in a small local restaurant. After lunch we continue through the terraced hillsides of the southern highlands to reach Ranomafana National Park where we check into our hotel. A total driving time today of approximately 6 hours. Overnight Ranomafana.

Meals: **B L D**

	Accommodation Hotel
---	-------------------------------

DAY 11**Day walking in Ranomafana National Park wildlife watching.**

We have a day of hiking in the Ranomafana National Park. Designated as a protected area in 1991 the area became the country's fourth National Park. The Park is on the edge of Madagascar's High Plateau and contains mountain ranges varying in height from 600m to 1400m. This range of altitudes has produced different forest types, from the lowland rainforest to cloud forest and high plateau forest. The lush green of the area is in stark contrast to the granite and grasslands of our previous trek.

Accompanied by local guides we will be able to learn about the flora and fauna of the rainforest and also have the best chance of locating the elusive lemurs. The park is home to several species of lemur, 100+ species of birds, plus various reptiles and endemic insects. Today's trek will take approximately 5-6 hours, starting from the park entrance and following trails down through the jungle to the valley and back to our hotel in Ranomafana. We will only cover small distance today, but will spend lots of time observing the fantastic wildlife. Overnight Ranomafana.


Meals: **B L D**

	Accommodation Hotel		Ascent 200M		Descent 200M		Time 5 - 6 hrs trekking		Distance 6KM
---	-------------------------------	---	-----------------------	---	------------------------	---	-----------------------------------	---	------------------------

DAY 12**Drive via Ambosita to Antsirabe.**

Heading on the route 'Nationale 7' we drive to Ambositra which is famous for being the capital of the craft industry especially for wood sculpture, furniture and marquetry. This is reflected in some of the houses of the village decorated with fine carvings. Traditionally the Zafimaniry, meaning, 'people of the forest' who live in the surrounding area, makes much of the furniture and carvings here. We will take our lunch in Ambositra and we have time to visit the shops here before continuing our journey along 'Nationale 7' to the elegant area capital of Antsirabe and our quiet hotel. A total journey today of 250km and approximately 7 hours driving.

Meals: **B L D**

	Accommodation Hotel
---	-------------------------------

DAY 13**Travel to Andasibe. Visit the Mitsinjo Community Reserve and experience a night walk in the rainforest.**

We continue our journey eastwards through Madagascar. After lunch we continue our drive to Perinet National Park (also known as Andasibe-Mantadia National Park) where we check into our comfortable

bungalows just outside the park. With the park so close you can hear the sounds of the jungle and very probably the giant Indri indri lemurs call to each other through the evening and early morning. This evening we have a night walk in the Mitsinjo Community Reserve, a small restoration project just outside the main park. The guides will take you on the forest walk hopefully seeing interesting species such as the giraffe weevil and praying mantis. A night walk is always exciting as you see different nocturnal species including several little lemurs, such as the mouse-lemur. Approx drive time: 9 hours.

Meals: **B L D**



Accommodation
Bungalow

DAY 14

Early morning visit to see and listen out of the distinctive calls of the Indri indri. Transfer to Tana.

An early start will take us into the forest to see the Indri indri, the largest of all lemur species. These amazing creatures have one of the most remarkable call of any species on the planet. They are most active in the mornings so this is when we'll visit them. After the visit we make the 160km return drive to Tana (approx 4hrs). Time dependent, we have a guided walking tour of the city and we will visit the artisan market - a great place for souvenir shopping for all manner of local craft products. In the evening, we have a final celebratory meal at the group hotel in Tana.

Meals: **B L D**



Accommodation
Hotel

DAY 15

Departure day. A single transfer to Antananarivo Airport is provided.

After breakfast there is a single group transfer to the airport where KE Land Only services end.

Meals: **B**

Holiday Information

What's Included

- An English-speaking local leader
- Internal flights and associated transfers
- Single timed group airport transfers on Day 1 and Day 15
- All accommodation as described
- All meals
- All land transport involved in the itinerary
- All park entrance and camping fees
- During the trekking a full service including food and all equipment (excluding personal equipment)

What's not Included

- Travel Insurance
- Madagascar Visa
- Tips for porters and other trek staff
- Miscellaneous expenses - drinks and souvenirs etc

Joining Arrangements & Transfers

A single transfer from Antananarivo (Tana) International Airport to the group hotel is provided on Day 1 of the Land Only itinerary. This transfer is timed to meet passengers arriving on the Air Mauritius from London Heathrow Airport and will normally be mid afternoon.

On the last day of the Land Only itinerary, there will be a single transfer back to Antananarivo International Airport timed to meet the afternoon Air Mauritius flight to London.

If your flight schedules do not fit with these singled timed airport transfers we can provide private transfers at an additional cost.

Hotel contact details and an emergency number will be provided with your booking confirmation.

Meal Plan

All meals are included in the trip price from dinner on Day 1 to breakfast on Day 15.

Food & Water

It is not recommended to drink untreated water from the taps. If you are on a trekking or cycling holiday, water is supplied to fill up your individual bottles. This will be boiled, filtered or provided in large jerry cans or 5 litre bottles. Additionally you should take purification tablets or a filter bottle (such as a [Water-To-Go bottle](#)) to treat your water when in towns or where water is not supplied. We do not encourage the purchasing of single use plastic bottles.

Traditional Malagasy cooking is based on a large serving of rice with a dressing of sauces, meat, vegetables and seasoning. The Malagasy palette leans towards hot and spicy and dishes often include chillies. In Antananarivo you will find a wide variety of restaurants including Chinese and Vietnamese, and restaurants in the majority of towns in Madagascar will usually offer a variety of dishes, including more international cuisines.

Special Diets

Whilst we can cater for vegetarians, albeit sometimes with a more limited choice, we cannot always provide special diets. Due to the nature of some of the trips that we operate and the countries in which we operate them, it can be very hard (and sometimes impossible) to cater for a wide range of dietary choices and you may have to supplement your diet with food/snacks from home. If you have specific dietary requirements please do speak to our sales team and they will be able to advise you whether or not we will be able to offer your specific choice. Please note that we are unable to provide separate menus and cannot accept liability for any problems arising from special dietary requirements or intolerances.

Accommodation

During this holiday the group will spend a total of 8 nights in comfortable tourist-class hotels and lodges/bungalows. Our hotel in Tana (for 2 nights) is central and of a good tourist standard. The hotel for 1 night in Tulear has pleasant gardens and a swimming pool. The bungalows that we stay at in Isalo are very cosy and there is also a small swimming pool in the grounds. There are 6 nights spent camping. Campsites have set facility areas with drop toilets and running cold water for washing. The campsites also have thatched structures which provide shade for the picnic tables for eating as well as for the tents. In Ranomafana we have 2 nights at a simple hotel which is close to the park entrance and has good views of the forest and mountains. Our 1 night in Antsirabe we stay in a hotel with individual buildings for rooms. At Andasibe we stay in a forest lodge in individual cabins surrounded by pleasant grounds.

If you are travelling by yourself, you will be paired up with another single client of the same sex. Single rooms and single tents are available at an additional cost.

Additional hotel nights in Antananarivo are also available.

Group Leader & Support Staff

The group will be accompanied throughout the holiday by an experienced English-speaking Malagasy leader. Whilst trekking, there will also be local guides. We will use porters to carry the group's equipment and personal baggage on those days involving overnight camps.

Altitude

This holiday involves going to moderately high altitude. During the course of your trip you will reach altitudes in excess of 2500 metres. Most people will have no difficulty with this level of altitude but before coming on the holiday, we recommend you read the advice on [trekking at high altitude](#). You can also talk to one of our trekking experts if you have any concerns about altitude.

Spending Money

Approximately 200 Euros should be allowed for miscellaneous expenses including approximately 50-80 Euros for tips. The easiest way to access your spending money is to use ATMs which can be found in Antananarivo and most of the larger towns visited on the trip. If you prefer to bring your spending money with you, Euros are most widely accepted for exchange in Madagascar. If you intend to bring your travel money with you, we recommend that bring this in the form of cash.

Guidance on Tipping

Tips are the accepted way of saying 'thank you' to your local guides and porters. They do not form part of their wages. KE always pays local crews the best rates of pay, no matter what country they are in and any tips they receive are seen as a personal thank you from group members. For our part, we advise local teams that tips are not a duty or a prerequisite but are a bonus and entirely dependent on the service that was given. For your trek crews we recommend that you give a tip if you feel that their services have met your satisfaction. As a rough guide we suggest you allow a total of Euro 50 for tipping your crew.

Beat the Jet Lag

Our holidays are normally designed with minimal 'down time' at the start of the trip, but having a day or two at the beginning will have the additional benefit of allowing you time to get over the stress of a long journey or travelling across time zones, leaving you refreshed and ready for your holiday. We can easily arrange for you to have additional nights and airport transfers.

Baggage Allowance

For this holiday you should take one piece of luggage, which should be a soft duffle bag and a daypack. This should not weigh more than 10kg for the trek. It is possible to leave clothes or other items not required on trek at the group hotel or with the support vehicle. For international flights please check your baggage allowance with your airline.

Group Size & Holiday Status

For each holiday there is a minimum number of participants required to enable it to go ahead. Once the minimum number is reached, the trip status will change from 'Available' to 'Guaranteed to run'. You can check the trip status for each departure in 'Dates and Prices' table. Other than in exceptional circumstances, we will not cancel a trip once it has achieved this guaranteed to run status and so you are free to proceed with your international flight booking and other travel arrangements.

General Information

Passport & Visas

The information that we provide is for UK passport holders. A passport with 6 months remaining validity at the end of your stay is generally required, and you should have at least 2 blank pages for each country that you visit.

It is your responsibility to ensure that you have the correct travel documents and visas for your holiday. Please ensure that you check for the latest advice before travel. For the most up to date information on entry requirements, please visit the [UK Government website](#).

Visa Madagascar

A visa is required to visit Madagascar. The visa fee is €35 for 30 days there is also a €10 tourist tax fee which is payable on arrival.

You can apply for your visa online prior to travel via the Madagascar Government e-visa portal, or you can obtain a visa on arrival.

You should carry your passport with you at all times and ensure that you have a photocopy of your passport somewhere safe.

Health & Vaccinations

If you have a severe allergy please inform the KE office before you travel. We will do all we can to help, but we cannot guarantee an allergy free environment on KE trips. You will need to carry your own treatment for the allergy with you, as 'adrenaline auto-injectors' are not carried as standard by KE leaders and staff. You should inform your leader on arrival of your allergy, and let them know where you keep your adrenaline pen.

Dengue fever is a known risk in places visited. It is a tropical viral disease spread by daytime biting mosquitoes. There is currently no vaccine or prophylaxis available and therefore the best form of prevention is to avoid being bitten. We recommend you [take precautions to avoid mosquito bites](#).

VACCINATIONS

You should contact your doctor or travel clinic to check whether you specific require any vaccinations or other preventive measures. You should be up to date with routine courses and boosters as recommended in the UK e.g. diphtheria-tetanus-polio and measles-mumps-rubella), along with hepatitis A and typhoid. Malarial prophylaxis are required. A certificate of yellow fever vaccination is required if travelling from countries with risk of yellow fever transmission and for travellers having transited for more than 12 hrs through an airport of a country with risk of yellow fever transmission. On holidays to more remote areas you should also have a dentist check up. A good online resource is [Travel Health Pro](#).

Currency

The unit of currency in Madagascar is the Ariary.

Preparing for your Holiday

It makes a lot of sense to spend some time before coming on a trekking holiday getting some additional exercise. The fitter you are, after all, the more enjoyable you will find the experience. For this holiday you need to be aerobically fit and also comfortable with walking up to 6 hours in a day. We would suggest that you adopt a weekly exercise regime leading up to your trip. Regular hiking in hill country is the best however running and swimming are also good for developing cardio vascular fitness and stamina. Before departure, we suggest that you try to fit in a number of long walks in hilly country.

Climate

Madagascar's climate is tropical, with two main seasons, rainy and dry. During the dry season (Apr-Oct), Antananarivo and the west coast generally have a pleasant, temperate climate with a temperature range of 18°C to 22°C. However, it can get very hot in coastal areas in November with maximum temperatures in the high thirties. The highland areas are cooler and wetter than the coast and some rainfall can be expected here even in the dry season. The island receives on average between 1000-1500mm of rainfall annually. At night in the highlands in August, it can be quite cold with temperatures dropping down to near freezing levels overnight.

Travel Aware

As a reputable tour operator, KE supports the British Foreign, Commonwealth and Development Office's '[Travel Aware](#)' campaign to enable British citizens to prepare for their journeys overseas. The 'Travel Aware' website provides a single, authoritative source of advice for all kinds of travellers and we recommend that prior to travel, all KE clients visit the official UK Government website at travelaware.campaign.gov.uk and read the FCDO Travel Advice for their chosen destination. North Americans can also check out the U.S. Department of State website: www.travel.state.gov for essential travel advice and tips.

KE treat the safety and security of all clients as the most important aspect of any trip we organise. We would not run any trip that we did not consider reasonably safe. Should the FCDO advise against travel for any reason, we will contact everyone booked to travel to discuss the situation. We receive regular updates direct from the FCDO and are in constant touch with our contacts on the ground. If you have any questions about government travel advice, please call our office.

Single Use Plastic

KE do not encourage the use of single use plastic items. We are ensuring that our agents all over the world are working together to reduce the problem and educate those around them. We are leading by example in our KE office by reducing our plastic use.

Books

- Madagascar: Hilary Bradt (Bradt Guides) Madagascar & Comoros.
- Lonely Planet Birds of Madagascar: Peter Morris
- Madagascar Wildlife : Nick Garbutt & Hilary Bradt (Bradt Wildlife Guides)
- The BBC Earth Wildlife DVD "Madagascar" narrated by David Attenborough is essential viewing (available though Amazon)

Maps

Reise Know-How Verlag. 1: 1,200,000

Double-sided map with topographic and tourist information. Topography is indicated by relief shading and spot heights. The map shows mountain passes, names of mountain ranges and plateaux, seasonal rivers and lakes, mangroves and coral reefs. Road information includes seasonal tracks and indicates intermediate driving distances on main and secondary roads. National parks and protected areas are marked and symbols highlight various places of interest: The map legend includes English.

Travel Insurance

It is an essential condition of joining a holiday with KE Adventure Travel that you have a valid travel insurance policy to cover the cost of medical treatment and to protect the value of your holiday in the event of cancellation. When taking out insurance please ensure the policy you choose covers you for the activities and altitude included in your itinerary.

For appropriate insurance cover we recommend Campbell Irvine Direct. Please go to our [Travel Insurance](#) page for further information and to get a quote.

Equipment Information

Equipment List

Please try to keep the weight of your baggage to a minimum. See the 'baggage allowance' section for further details.

You should bring the following items:

- Hiking boots (waterproof)

- Gaiters
- Trekking trousers & shorts
- Underwear & socks
- Thermal baselayer - Tops, leggings & gloves (August departure)
- Warm hat (August departure)
- T-shirts and/or casual shirts
- Fleece jacket or warm jumper
- Lightweight waterproof jacket & overtrousers
- Sunhat
- Sunglasses
- Daypack 25 litres
- Headtorch and spare batteries
- Water bottles 1 Litre (x2) (or camelback / platypus type systems) - We encourage re-filling water bottles rather than single use plastic.
- Water purification tablets
- Sleeping bag (comfort rated -5°C) (camping mats are provided)
- Antibacterial handwash
- Small trek towel
- Washbag and toiletries

- Sun protection (including for lips)

Basic First Aid Kit including the following:- antiseptic cream, throat lozenges, diarrhoea treatment

- (Imodium), painkillers, plasters and blister treatment, insect repellent (DEET), and re-hydration salts (Dioralite). Glucose tablets and multi-vitamin tablets are also a good idea.

The following items are optional:

- Sleeping bag liner
- Trekking poles
- Insect repellent (DEET)
- Mosquito Net (although nets are provided in your accommodation, it may be prudent to bring your own)
- Pen-knife (remember to put all sharp objects in hold baggage)
- Travel clothes
- Camera
- Swimwear
- Reusable cloth bag for shopping (to avoid plastic bags)

Please note:

During the August departure, mornings and evening can be cool and nights can be very cold in the highland areas of the Andringitra. You must ensure that you have sufficient warm clothes and a good sleeping bag for the nights spent camping.

It is possible that in April and November you might be too warm in a sleeping bag comfort rated to -5°C and a lighter one may be taken.

A foam camping mattress is provided.

Cotswold Outdoor



Many of the Equipment items listed above are available from [Cotswold Outdoor](#) - our '**Official Recommended Outdoor Retailer**'. When you book a holiday with KE you will receive 12.5% discount voucher from Cotswold Outdoor and other retailers.
[>> Find out more](#)

Land Only Information

The LAND ONLY dates and prices are for the itinerary joining in Antananarivo, Madagascar. For clients making their own flight arrangements, Antananarivo International Airport is the most convenient for transfers to the group hotel. Please refer to the 'Joining arrangements & transfers' for further details.

Flights SHOULD NOT be booked until you have received your booking confirmation and the departure is showing 'Guaranteed to Run' or 'Limited'.

Flight Inclusive Information

The FLIGHT INCLUSIVE dates and prices are based on UK flights from London (Heathrow) to Antananarivo International Airport with Air Mauritius.. Outbound flights will depart the UK in the late afternoon arriving mid afternoon the following day (Day 1 of the Land Only itinerary). Return flights will depart Antananarivo International Airport in the late afternoon of the last day of the itinerary, arriving in the UK in the morning of the following day. Regional departures and/or alternative carriers are available on request.

On certain departures it is sometimes possible to get cheaper flights with Kenya Airways - however please note that these flights currently have a long 7 hour layover in Nairobi.

To avoid paying more for your flight, we recommend that you book as early as possible, especially during peak times as there are only a limited number of seats available at the advertised price. If we are unable to secure seats at the price shown, or you have requested regional departures, we will contact you with an alternative quote. We are also able to quote for premium, business and first class seats. Please be aware that you may be asked to pay for your flights in advance of your final holiday balance. Remember if you book a package including flights with KE you will benefit from full financial protection.

Why Choose KE

Why KE

The KE itinerary is unique as we include a very special visit to see the Indri-Indri lemur at Perinet. Pulling together the very of best Madagascar, this great value adventure holiday also includes all meals. Additionally the direction of travel allows the itinerary to flow very well.

Please Note This document was downloaded on 18/05/2024 and the trip is subject to change