

# Morocco Family Adventure Desert Trek

Trip Code: FPC

Version: FPC Morocco Family Adventure Desert Trek



MULTI ACTIVITY



FAMILY



LEISURELY



## HIGHLIGHTS

- A super family adventure desert walking holiday in Morocco
- Traditional camel caravan on the edge of the Sahara Desert
- Trek with the camels and explore the magic of Marrakech
- Camp under the stars in the Moroccan desert with your family

## AT A GLANCE

- 4 days walking with camel support
- Join at Marrakech

## ACCOMMODATIONS & MEALS

- 7 Breakfasts
- 6 Lunches
- 5 Dinners
- 2 nights Hotel with swimming pool
- 4 nights Camping
- 1 nights Bedouin Camp

VIEW DATES, PRICES & BOOK YOUR HOLIDAY HERE

# Introduction

This super family walking holiday with camels in Morocco starts out beyond the Atlas Mountains amongst the palm-fringed oases of the Draa Valley. Here, we meet our Berber crew and their team of camels and set out on a 4-day walk on the edge of the great Sahara Desert. Travelling in the traditional way of the camel caravan, our route will take us across high sand dunes to isolated villages and rock ridge viewpoints. Camping out in the desert, meeting Saharan dwellers and hunting for fossils, this is an enchanting experience for the whole family. We sell this in conjunction with our partners in France, so there might be a mix of French and English families - great for diversity and learning a little more French. All guides speak English and French. The holiday also includes time for sightseeing in the wonderful city of Marrakech where the evening entertainment is still provided by jugglers, acrobats and story-tellers.

View our full range of [adventure holidays in Morocco](#).

## Is this holiday for you?

### Suitable for children from 6 yrs old

This is a walking and camping holiday for the family in Morocco where camels carry all of our equipment. During each day's walk you need only carry what you require that day. The walking has been tailored with children in mind and involves walking through desert terrain in a traditional camel caravan. If necessary, tired, small individuals can be carried by camels for parts of the day's walk. Children should wear cycling helmets and riding on the camels are at entirely your own risk. This is a walking holiday and not a camel riding holiday! The terrain here is more of a hard-packed sand rather than dunes. We will be walking for up to 5 hours each day at a leisurely pace with plenty of time for stops to explore the desert, examine the rock art, search for fossils etc.

# Itinerary

---

Version: FPC Morocco Family Adventure Desert Trek

---

## DAY 1

**Meet at the group hotel in Marrakech. Transfers from Marrakech Airport are provided.**

Your holiday starts at the hotel in Marrakech. On arrival at Marrakech Airport you will be met by a KE representative who will assist with the short transfer to the group hotel. After settling in you may have the time to do a little exploration. There is lots to see and do in Marrakech, and quite easy to get around. You can head for the central square, Djemaa-el-Fna, beneath the imposing tower of the Koutoubia Mosque. The main labyrinth of souks is also found here if we fancy looking around and chatting to the local sellers. We can have dinner at the hotel or a nearby restaurant.



### Accommodation

Hotel with swimming pool

---

## DAY 2

**Transfer to Tamsahlte in the heart of the desert via Ouarzazate and the Draa Valley.**

We have an early breakfast ahead of a full day of driving to cross the Western High Atlas. From Marrakech we drive southeast across the Haouz Plain before reaching the switchback road through the mountains. Passing Berber villages en route we cross the spectacular Tizi n'Tichka (2260m) - the highest road pass in Morocco - then gently down alongside the Assif Imini, through the 'Beau Geste' city of Ouarzazate where we take our lunch. From Ouarzazate we set off on a 2 hour drive through the Draa Valley. This part of the world has been a popular choice for movie-makers, with block-busters such as Lawrence of Arabia being filmed here. Our route takes us through an area of striking rock formations (folded brightly striped strata) in the vicinity of Agdz and through the village of N'Kob to reach Tamsahlte on the edge of the Sahara. Here we have our first overnight camp in the desert and meet our camels and their handlers.

Meals: **B L D**



### Accommodation

Camping

---

## DAY 3

## First day of trekking with our camels across the desert, volcanic landscapes. Camp near Ait Ouazzik.

Our first day of camel trekking. Camels walk at a slow pace and we walk with this 'camel caravan' as we pass through an incredible volcanic landscape, following in the footsteps of the first Saharan nomads. We climb to the tizi n'Oujgal and then across the tizi n'Inejdane where we have superb views over the desert and the mountains. The scenery here is similar to the Hoggar mountains of central Sahara in Algeria with serrated ridges and isolated formations of weather-worn rock sticking up out of the desert floor. Neolithic tribes once inhabited these lands and we can see evidence of this in the form of petroglyphs and cave drawings. We make camp close to Ait Ouazzik.

Meals: **B L D**

---

|   |                                 |   |                       |   |                        |   |                              |   |                         |
|---|---------------------------------|---|-----------------------|---|------------------------|---|------------------------------|---|-------------------------|
|  | <b>Accommodation</b><br>Camping |  | <b>Ascent</b><br>130M |  | <b>Descent</b><br>150M |  | <b>Time</b><br>5 hrs walking |  | <b>Distance</b><br>15KM |
|---|---------------------------------|---|-----------------------|---|------------------------|---|------------------------------|---|-------------------------|

---






### DAY 4

## Visit the nearby Kasbah, then trek through the gorge to the oasis village of Amred to camp tonight.

This morning we pay a visit to the Kasbah in Ait Ouazzik before setting off on the day's trek. We pass through a gorge to reach the well of Imi n'Ouarg where we can take lunch. Beyond Imi n'Ouarg, we climb to a rocky plateau and eventually follow a splendid avenue of acacias into the village of Amred, a true oasis in the desert. We camp beside palm trees and slender tamarisk bushes close to the water.

Meals: **B L D**

---

|   |                                 |   |                      |   |                        |   |                                  |   |                         |
|---|---------------------------------|---|----------------------|---|------------------------|---|----------------------------------|---|-------------------------|
|  | <b>Accommodation</b><br>Camping |  | <b>Ascent</b><br>15M |  | <b>Descent</b><br>115M |  | <b>Time</b><br>4 - 5 hrs walking |  | <b>Distance</b><br>20KM |
|---|---------------------------------|---|----------------------|---|------------------------|---|----------------------------------|---|-------------------------|

---

### DAY 5

## Continuing with the camels the trek takes the route to the dunes of Barghou and Fom Tizza to camp.

Leaving the oasis of Armed we take our camels deep into the heart of the desert. Travelling with our camels through the vast expanse of the Sahara we pass a succession of oases as little by little, we near the dunes of Barghou which appear on our horizon. At Fom Tizza, where a long rocky crest thrusts out to meet this wave of dunes, we make our camp.

Meals: **B L D**

---

|   |                                 |   |                      |   |                       |   |                                  |   |                         |
|---|---------------------------------|---|----------------------|---|-----------------------|---|----------------------------------|---|-------------------------|
|  | <b>Accommodation</b><br>Camping |  | <b>Ascent</b><br>40M |  | <b>Descent</b><br>30M |  | <b>Time</b><br>4 - 5 hrs walking |  | <b>Distance</b><br>14KM |
|---|---------------------------------|---|----------------------|---|-----------------------|---|----------------------------------|---|-------------------------|

---

## DAY 6

### Final trekking day through the Saredrar mountains with its fossils to the camp in Bedouin tents.

A great day's trekking through a spectacular landscape. Our caravan now crosses the Saredrar mountains where fossils can be found and towards the end of our day's trek, more imposing dunes appear. These high dunes of Saredrar at the foot of the mountains should be reached in the early afternoon. Here we stay at a fixed camp of khaimas (traditional tents of the desert Bedouin nomads) which has comfortable beds and showers.

Meals: **B L D**

---

|   |                                      |   |                      |   |                       |   |                                  |   |                        |
|---|--------------------------------------|---|----------------------|---|-----------------------|---|----------------------------------|---|------------------------|
|  | <b>Accommodation</b><br>Bedouin Camp |  | <b>Ascent</b><br>30M |  | <b>Descent</b><br>30M |  | <b>Time</b><br>3 - 4 hrs walking |  | <b>Distance</b><br>8KM |
|---|--------------------------------------|---|----------------------|---|-----------------------|---|----------------------------------|---|------------------------|

---


## DAY 7

### Transfer back to Marrakech. Afternoon free for sightseeings and the Djemaa el-Fna.

After breakfast we make the drive back to Marrakech, and check in to our Hotel. We have another chance to visit the remarkable Djemaa el-Fna. The hustle and bustle of the crowds, the jugglers, story-tellers, and acrobats will be quite a contrast to the quiet and calm of the desert.

Meals: **B L**

---

|   |  |
|---|--|
|  | <b>Accommodation</b><br>Hotel with swimming pool |
|---|--|

---

## DAY 8

### Departure day. Marrakech Airport transfers provided.

Your holiday ends after breakfast. Airport transfers are provided on this day.

Meals: **B**

## Extensions

When booking your holiday, you will be able to 'add an extension option'. Once we have received your booking we will contact you to discuss additional services required for the extension and to take any additional deposit.



### Essaouira Coastal Hotel Extension

Friendly Essaouira provides a beautiful base for this colourful Atlantic Coast extension which offers a fantastic start or end to our holidays in Morocco. Described as the prettiest town in the country, the UNESCO port and medina are a riot of colour and activity. To ensure a relaxing time in Essaouira we take care of private return transfers and accommodation for 3 nights in a hotel with swimming pool. Essaouira has plenty of things to do and so we leave your days free for you to enjoy at leisure. This extension starts and ends in Marrakech.

4 days from

✕9,223,372,036,854,776,000 per person

## Holiday Information

### What's Included

- An experienced professional English and French speaking Moroccan leader
- Marrakech Airport transfers (on first and last day of itinerary)
- All land transport and hotel accommodation involved in the itinerary
- Meals as per the Meal Plan
- Once on trek a full service including food and all equipment (excluding personal equipment)



## What's not Included

- Travel insurance
- Tips for staff
- Meals as per the meal plan
- Airport transfers (other than on Day 1 and 8)
- Miscellaneous expenses - souvenirs and drinks etc

## Joining Arrangements & Transfers

---

### TRAVEL TO YOUR DESTINATION

If flying from the UK there are low cost airlines available to the start and from the end of your holiday.

To benefit from full financial protection, ease your holiday planning, and avoid dealing with airlines, we can book scheduled flights from the UK as part of a flight inclusive package. Scheduled flights are usually more expensive than low cost alternatives, however potentially less stressful if your flight is cancelled or delayed. If you book flights through KE Adventure Travel we will offset the carbon of your flight.

The group will meet at the hotel in Marrakech.

Airport transfers are provided for all clients to the group hotel.

Hotel contact details and an emergency number will be provided with your booking confirmation.

## Meal Plan

All meals are included except for 2 dinners whilst in Marrakech (day 1 & day 7).

## Food & Water

It is not recommended to drink untreated water from the taps. You should take purification tablets or a filter bottle (such as a [Water-To-Go bottle](#)) to treat your water. We do not encourage the purchasing of single use plastic bottles.

On trek, the food is a mixture of local and Western, all purchased locally and cooked for us by our trek cooks. Breakfasts are continental style, with tea and coffee, orange juice, cereals including muesli, bread, jam, honey and cheese. A morning snack is also provided and this usually consists of a piece of fruit (apple, orange), together with Moroccan "trail mix" of dried figs and dates, peanuts, sugar coated peanuts and other nuts. Lunch usually starts with the Berber specialty of mint tea, followed by a freshly prepared salad. Hard and soft cheeses, tinned fish, olives, biscuits and bread are also on the lunchtime menu. Dinner starts off with soup and bread. The main course is usually rice, pasta, cous-cous, spaghetti or chips, with a vegetable stew (or tagine) consisting of some of the following - onion, potato, carrot, green pepper, zucchini, turnip, parsnip, green beans, peas. There will be some meat (usually chicken, lamb or beef). Meat is not prominent in the menu. All dishes come with traditional sauces which are rarely (spicy) hot. Desserts usually consist of fruit, some fresh but more likely tinned, including pineapple, apricot, pears, peaches or mixed. Moroccan tinned fruit is excellent quality. To round off dinner, there is the usual range of hot drinks.

## Special Diets

Whilst we can cater for vegetarians, albeit sometimes with a more limited choice, we cannot always provide special diets. Due to the nature of some of the trips that we operate and the countries in which we operate them, it can be very hard (and sometimes impossible) to cater for a wide range of dietary choices and you may have to supplement your diet with food/snacks from home. If you have specific dietary requirements please do speak to our sales team and they will be able to advise you whether or not we will be able to offer your specific choice. Please note that we are unable to provide separate menus and cannot accept liability for any problems arising from special dietary requirements or intolerances.

## Accommodation

During this holiday the group will spend 2 nights at a comfortable family orientated hotel in Marrakech with swimming pool. There are 5 nights camping during the holiday. On the last night of trek this will be at a comfortable fixed camp with basic facilities. The other four nights will be in a Caravanners' camp, with 2 man tents, made up each day in the desert. Mattresses are provided at each camp. All family members should take a 4 season sleeping bag for the camping nights. This will be carried along with your main luggage by the camels.

In the Marrakech hotel, 3-person families will share a triple room, whilst 4-person families will have adjacent twin-bed rooms. We will do everything to ensure that you are happy with your rooming allocation.

Additional hotel nights are available pre and post the holiday. Hotels are subject to availability and prices may vary.

## Group Leader & Support Staff

The group will be accompanied by an experienced bi-lingual Moroccan leader throughout the holiday. On trek we have the services of a professional cook and the assistance of camels and their drivers to carry our equipment and personal baggage.

## Spending Money

Approximately £300 (or equivalent in US dollars, Euros etc.) per family (mum, dad and 2 kids) should be allowed for miscellaneous expenses, tips for the crew, non-included meals, soft drinks and modest souvenirs. Marrakech is a great place for souvenir buying. If you are intending to buy expensive items, you should budget accordingly and you may wish to pay by credit card. You can withdraw money in local currency from ATM's in Marrakech or your travel money can be carried in the form of cash. (Sterling and US dollars are easily exchanged). Credit cards can be used to purchase goods and it is a good idea to carry one in case of emergency.



## Guidance on Tipping

Tips are the accepted way of saying 'thank you' to your local guides and porters. They do not form part of their wages. KE always pays local crews the best rates of pay, no matter what country they are in and any tips they receive are seen as a personal thank you from group members. For our part, we advise local teams that tips are not a duty or a prerequisite but are a bonus and entirely dependent on the service that was given. For your trek crews we recommend that you give a tip if you feel that their services have met your satisfaction. As a rough guide we suggest you allow a total of £100-150 for tipping per family.

## Baggage Allowance

For this holiday you should take one piece of luggage, which should be a soft bag, and a daypack. Your bag on trek will be carried by camels and should not weigh more than 15kg. It is possible to leave clothes or other items not required at the group hotel. For international flights please check your baggage allowance with your airline.

## Group Size & Holiday Status

For each holiday there is a minimum number of participants required to enable it to go ahead. Once the minimum number is reached, the trip status will change from 'Available' to 'Guaranteed to run'. You can check the trip status for each departure in 'Dates and Prices' table. Other than in exceptional circumstances, we will not cancel a trip once it has achieved this guaranteed to run status and so you are free to proceed with your international flight booking and other travel arrangements.

# General Information

---

## Passport & Visas

The information that we provide is for UK passport holders. A passport with 6 months remaining validity at the end of your stay is generally required, and you should have at least 2 blank pages for each country that you visit.

**It is your responsibility to ensure that you have the correct travel documents and visas for your holiday.** Please ensure that you check for the latest advice before travel. For the most up to date information on entry requirements, please visit the [UK Government website](#).

### Visa Morocco

UK and USA passport holders do not require a visa for short stays.

## Health & Vaccinations

If you have a severe allergy please inform the KE office before you travel. We will do all we can to help, but we cannot guarantee an allergy free environment on KE trips. You will need to carry your own treatment for the allergy with you, as 'adrenaline auto-injectors' are not carried as standard by KE leaders and staff. You should inform your leader on arrival of your allergy, and let them know where you keep your adrenaline pen.

## VACCINATIONS

You should contact your doctor or travel clinic to check whether you require any specific vaccinations or other preventive measures. You should be up to date with routine courses and boosters as recommended in the UK e.g. diphtheria-tetanus-polio and measles-mumps-rubella, along with hepatitis A and typhoid. A good online resource is [Travel Health Pro](#).

## Currency

The unit of currency in Morocco is the Moroccan Dirham.

## Climate

In Marrakech it is warm during the day in the winter months (Dec - Feb) and we can expect daytime temperatures to be around 20°C. Evenings are cooler and night time temperatures can drop as low as 6°C. While trekking in the desert we can expect only slightly higher daytime temperatures though it may feel much hotter than this in the strong sun. At night in the desert it can get very cold with temperatures falling to freezing or below levels. For April departures temperatures will be in the order of 3 to 5 degrees of Celsius warmer than the above temperatures. Most of Morocco's little rain occurs in the winter months and it is possible you will get some rain or even short lived heavy downpours while in Marrakech. Rain is much less likely in the desert though it cannot be completely ruled out.

## Travel Aware

As a reputable tour operator, KE supports the British Foreign, Commonwealth and Development Office's '[Travel Aware](#)' campaign to enable British citizens to prepare for their journeys overseas. The 'Travel Aware' website provides a single, authoritative source of advice for all kinds of travellers and we recommend that prior to travel, all KE clients visit the official UK Government website at [travelaware.campaign.gov.uk](http://travelaware.campaign.gov.uk) and read the FCDO Travel Advice for their chosen destination. North Americans can also check out the U.S. Department of State website: [www.travel.state.gov](http://www.travel.state.gov) for essential travel advice and tips.

KE treat the safety and security of all clients as the most important aspect of any trip we organise. We would not run any trip that we did not consider reasonably safe. Should the FCDO advise against travel for any reason, we will contact everyone booked to travel to discuss the situation. We receive regular updates direct from the FCDO and are in constant touch with our contacts on the ground. If you have any questions about government travel advice, please call our office.

## Single Use Plastic

KE do not encourage the use of single use plastic items. We are ensuring that our agents all over the world are working together to reduce the problem and educate those around them. We are leading by example in our KE office by reducing our plastic use.

## FAQ's about our family holidays

We welcome all family dynamics and we will try to accommodate you in the roomings of your choice. The only stipulation for joining a family group holiday is that 1 party member is 17yrs or under, and they are accompanied by an adult. An average group size is around 10 members in total. Further general information and FAQ's are available here: [KE Family Adventure Holidays general information](#).

## Travel Insurance

It is an essential condition of joining a holiday with KE Adventure Travel that you have a valid travel insurance policy to cover the cost of medical treatment and to protect the value of your holiday in the event of cancellation. When taking out insurance please ensure the policy you choose covers you for the activities and altitude included in your itinerary.

For appropriate insurance cover we recommend Campbell Irvine Direct. Please go to our [Travel Insurance](#) page for further information and to get a quote.

# Equipment Information

## Equipment List

Please try to keep the weight of your baggage to a minimum. See the 'baggage allowance' section for further details.

**You should bring the following items:**

- Hiking boots or sturdy walking shoes
- Trekking trousers
- Underwear & socks
- Baselayer shirts (short sleeve & long sleeve)
- Shirts or T-shirts (wicking)
- Fleece jacket or warm jumper
- Thick fleece jacket (Dec/Feb departures)
- Waterproof jacket & trousers
- Lightweight thermal or fleece gloves
- Sunhat
- Warm hat (for chilly evenings)
- Sunglasses
- Sun protection (including total bloc for lips, nose etc.)
- Water bottles 1 Litre (x2) (we encourage re-filling water bottles rather than single use plastic)
- Water purification tablets
- Antibacterial handwash
- Washbag and toiletries
- Small towel
- Daypack 20 to 30 litres (depending on how much of the kids' stuff you need to carry)

- Selection of dry bags (to keep trek bag contents dry)
- Headtorch and spare batteries
- Sleeping bag (comfort rated +5°C or 0°C in December & February)

Basic First Aid Kit including: Antiseptic cream, throat lozenges, diarrhoea treatment (Imodium), painkillers, plasters and blister treatment. Glucose tablets and multi-vitamin tablets are also a good idea.

**The following items are optional:**

- Cycle helmet\*\* - see notes
- Trekking poles
- Sleeping bag liner
- Thermarest (note that foam mattresses are provided)
- Trainers or sandals for camp
- Spare laces
- Shorts
- Insect repellent
- Camera
- Pen-knife (note: always pack sharp objects in hold baggage)
- Repair kit - (eg. needle, thread, duct tape)
- Swimwear
- Travel clothes

- Games / books / football / kite etc.
- Reusable cloth bag for shopping (to avoid plastic bags)

## Notes

**\*\***We recommend you bring a cycle helmet for anyone intending to ride the camels. Please note that these animals can be unpredictable and difficult to control, and if you wish to ride, this is at your own risk.

\*Available for hire/rental through KE Adventure Travel

## Cotswold Outdoor



Many of the Equipment items listed above are available from [Cotswold Outdoor](#) - our '**Official Recommended Outdoor Retailer**'. When you book a holiday with KE you will receive 12.5% discount voucher from Cotswold Outdoor and other retailers.  
[>> Find out more](#)

## Land Only Information

The LAND ONLY dates and prices are for the itinerary, joining at the hotel in Marrakech. Transfers are included from/to Marrakech Airport.

## Flight Inclusive Information

The FLIGHT INCLUSIVE dates and prices are based on UK flights from London to Marrakech.

Outbound flights will usually depart from the UK in the early afternoon, arriving late afternoon on Day 1. Return flights will depart Marrakech usually in the late afternoon of the last day of the itinerary, arriving in the UK later the same day.

# Why Choose KE

## Why KE

A super way to escape the crowds on a great value week long holiday in Morocco, exploring the varying landscapes of the desert, camping under starry desert skies, led by superb guides (the best in the business) and supported on trek with quirky camels!

**Please Note** This document was downloaded on 02/05/2024 and the trip is subject to change