

# Ultimate Toubkal Weekend

Trip Code: TWE

Version: TWE Toubkal Weekend - The Ultimate Morocco Short Break



WALK & TREK



GUIDED GROUP



MODERATE



## HIGHLIGHTS

- Trek to the top of Mount Toubkal the highest peak in North Africa
- Stay in the heart of Marrakech's ancient medina next to Jemaa el Fnaa
- A four day adventure through the heartland of the Berber's
- Follow dramatic trails through Morocco's stunning High Atlas Mountains
- Spend two nights in a traditional Moroccan riad

## AT A GLANCE

- 2 days trekking
- Max altitude - 4167 metres
- Riad accommodation in Marrakech
- AIRPORT TRANSFERS INCLUDED
- Join at Marrakech

## ACCOMMODATIONS & MEALS

- 3 Breakfasts
- 2 Lunches
- 2 Dinners
- 2 nights Riad
- 1 nights Mountain Hut / Refuge

VIEW DATES, PRICES & BOOK YOUR HOLIDAY HERE

# Introduction

Looking for an adventurous weekend filled with four days of incredible mountains, fascinating culture, a colourful city and excellent trekking? Lying south of magical Marrakech you'll find the magnificent High Atlas Mountains which is home to Mount Toubkal (4167m) and the wonderful Berber people, ensuring the perfect destination for a [Moroccan trekking holiday](#). Towering over 4000m, the Moroccan High Atlas offers a beautiful landscape dominated by the impressive peak of Toubkal. We begin in the colourful heart of Marrakech before a short drive takes us to the start of our mountain adventure. Here we pick up trails in the homeland of the Berbers and trek through towering valleys to the Neltner Refuge. From here we snake our way up to the top of Toubkal, which at 4167m is the highest point in North Africa. Standing on the summit we're rewarded with magnificent views over the High Atlas and all the way to the wonderful Sahara Desert. This Moroccan holiday is a fantastic choice for adventurous walkers who are looking to spend four days experiencing the magic of Morocco's mountains and colourful Marrakech.

## A GENUINE SMALL GROUP ADVENTURE - The Secret of Our Success on Toubkal and in Morocco

We are proud to say that this holiday in Morocco is limited to a maximum group size of 12, ensuring we leave only our footprints on the trails and enjoy a genuine small group adventure. We've been taking our clients walking, trekking and mountaineering for almost thirty years so we know the ingredients of a good guide and a successful group adventure. On our Toubkal treks, the mountain is neither particularly high nor technically demanding, but the experience and knowledge of our Moroccan leaders, teamed with a smaller group size, can make a big difference to your chances of success on summit day. Those who are new to High Atlas trekking will take particular comfort in the presence of our experienced Moroccan guides, who we believe are the best in the business.

Which Toubkal holiday is right for you? Check out our Toubkal guide [here](#)

## Is this holiday for you?

The maximum altitude on this trekking holiday is not high and we spend only one night above 3200m meaning acclimatisation is not usually a problem. Climbing Toubkal from the refuge and hiking out in a single day is challenging, however we don't feel it is necessary to split it into two shorter days. We follow

a good trail up to the refuge and a rocky mountain trail on Toubkal itself, including zig-zag trails on sections of scree. This weekend is designed for fit and active mountain walkers who are looking for a challenging long weekend of walking.

# Itinerary

Version: TWE Toubkal Weekend - The Ultimate Morocco Short Break

## DAY 1

### Meet at the group hotel in Marrakech. Transfers from Marrakech Airport are provided.

Your holiday starts at the hotel in Marrakech. On arrival in Marrakech you will be met by a KE representative who will assist with the short transfer to the group hotel. Depending on your arrival time and after checking in you may wish to do a little exploring. Marrakech is a colourful city and most people head for the central square of the Djemaa-el-Fna which is a 15min walk from the hotel. The souks are fantastic for exploring and there are a number of cafes overlooking the main square which are great for people watching. In the evening the leader will brief us on the exciting adventure ahead. If you prefer to arrive a day or two early, please contact the KE office as we can offer you extra nights at the group hotel or a traditional riad.

\*Food for thought: Moroccan meals begin with at least seven fresh or cooked salads and bread. The salads include green peppers, tomatoes, carrot or courgette purée, and a dish of local olives alongside zaalouk. This is a wonderful smoky aubergine dip, seasoned with garlic, paprika, cumin and a little chilli powder - delicious when scooped up with fresh bread. The famed square of Djemaa El Fna is home to an abundance of food carts which fill the air with delicious smells. These are illuminated from dusk and are popular with local families and tourists alike. Eating here is a real experience as you'll find everything from snails to stewed mutton.



**Accommodation**  
Riad

## DAY 2






### Short transfer to Imlil before trekking to the refuge at the base of Toubkal.

After breakfast we leave Marrakech and drive south out of the city. Almost immediately and directly ahead we'll see the high peaks of the Atlas Mountains and on reaching Asni, we leave the main road and climb into the foothills of the mountains. Our transfer follows the picturesque Mizan Valley as far as the small settlement of Imlil where we meet our trekking crew. The pretty village of Imlil was used in the Hollywood movie Kundun and the old kasbah above the village was turned into a Tibetan temple whilst local villagers played Tibetans in the movie. From Imlil we follow a trail which follows the river and gradually climbs to the holy shrine of Sidi Chamharouch (2310m), which is surrounded by rocky peaks. Here a huge white boulder marks the spot where legend has it, a holy man lies.

From here it's a steady climb through spectacular scenery all the way to the refuge (3207m). As the main

base for everyone heading to the top of Toubkal, it's a great place to share stories and meet other trekking groups. After settling in, there will be time to watch the sunset before sitting down for dinner and a briefing from the leader.

Meals: **B L D**

	<b>Accommodation</b> Mountain Hut / Refuge		<b>Ascent</b> 1400M		<b>Descent</b> 90M		<b>Time</b> 6 - 7 hrs trekking
	<b>Distance</b> 12KM						

### DAY 3

#### Stand on the summit of Mount Toubkal (4167m) before heading back to Marrakech.

Today is the day we summit Mount Toubkal (4167m), the highest peak in Morocco and the whole of North Africa. After an early breakfast we leave the refuge and set off on a trail which zig-zags up. As we snake our way up towards high peaks, we pass dramatic boulders and head between two magnificent peaks. As we continue ascending the views become more impressive. Finally we reach a ridge-line which drops off to the east and we'll be able to see the summit. Next we arrive at 4167m, and as we stand on the top of the highest peak in North Africa we are rewarded with superb views in exchange for the effort. There will be time to enjoy the breath-taking panorama and take plenty of summit photos at the all-important summit tripod. Surrounding us are the stunning peaks of the High Atlas Mountains and the Anti-Atlas. In the distance spans the volcanic region of the Jebel Sirwa, and the magnificent Sahara Desert. After taking in the views and enjoying the summit, we descend back down to the refuge and start our walk out to Imlil. On reaching the village we'll pick up our transport to Marrakech. After checking in at the group hotel we'll head out for our final dinner in a local restaurant to round off an adventurous weekend.

Meals: **B L D**

	<b>Accommodation</b> Riad		<b>Ascent</b> 1300M		<b>Descent</b> 2600M		<b>Time</b> 10 - 11 hrs trekking		<b>Distance</b> 21KM
---	------------------------------	---	------------------------	---	-------------------------	---	-------------------------------------	---	-------------------------

### DAY 4

#### Departure Day. Airport transfers to Marrakech Airport are included.

Your holiday ends after breakfast. Depending on your flight time you may wish to enjoy a final stroll around Marrakech before your transfer to the airport. The city has a number of highlights including Jardin Majorelle which was owned by fashion designer Yves Saint Laurent from the 1960s to his death in 2008. Ville Nouvelle is a cobalt-blue exterior which is surrounded by a delightful garden full of rare desert flora plus fuchsia bougainvillea and deep green palms. The result is an explosion of colour nestled in the city. The Bahia Palace is a wonderful palace set in gardens and well worth a visit. Built in the late

19th century, this beautiful building was reputed to be the greatest palace of its time. With a name meaning brilliance, the palace was built by craftsmen from Fez.


If you wish to extend your time in Marrakech then please don't hesitate to contact the KE office. We can assist you in booking extra nights in the group hotel or in a recommended riad. Maybe you'd like to know more about organising a Moroccan extension to the coastal gem of Essaouira or the magnificent Sahara Desert.

Meals: **B**

---

# Extensions

When booking your holiday, you will be able to 'add an extension option'. Once we have received your booking we will contact you to discuss additional services required for the extension and to take any additional deposit.




## Into the Sahara Desert

For a real taste of the Sahara this adventure is hard to beat! After journeying across the Atlas Mountains we arrive in the oasis town of Agdz for a night in a traditional Moroccan house. Next we head to our comfortable fixed Berber camp at Erg Chegaga and take in a spectacular desert sunset before settling down under star-filled Saharan skies! In the morning we'll watch sunrise over the dunes before exploring this magical landscapes by 4WD. After a night in Ouarzazate, we make our way back to Marrakech via the magnificent UNESCO Kasbah of Ait Ben Haddou. (Please note this extension includes a local driver but not a KE leader. This gives you more freedom to explore at leisure pre/post KE group trip).

**4 days from**

**£9,223,372,036,854,776,000** per person





## Essaouira Riad and Atlantic Coast

Friendly Essaouira provides a beautiful base for this colourful Atlantic Coast extension which offers a fantastic start or end to our holidays in Morocco. Described as the prettiest town in the country, the UNESCO port and medina are a riot of colour and activity. To ensure a relaxing time in Essaouira we take care of private return transfers and riad accommodation for 3 nights at the comfortable Riad Maison du Sud, situated within the ramparts of the medina and just a few minutes walk from the sea. Redecorated in Moorish style, it has a snug sitting room and sunny roof terrace with views of the Mellah and the Atlantic Ocean. Essaouira has plenty of things to so and do so we leave your days free for you to enjoy at leisure. This extension starts and ends in Marrakech.

4 days from

✕9,223,372,036,854,776,000 per person

# Holiday Information

## What's Included

- A professional and qualified tour leader
- Marrakech Airport transfers (on first and last day of itinerary)
- All land transport involved in the itinerary
- All accommodation as described
- Meals as per the Meal Plan
- A full service on trek including food and all equipment (excluding personal equipment)

## What's not Included

- Travel insurance
- Visa fees (if required)
- Tips for local staff
- Miscellaneous expenses - drinks and souvenirs etc.



## Joining Arrangements & Transfers

---

### TRAVEL TO YOUR DESTINATION

If flying from the UK there are low cost airlines available to the start and from the end of your holiday.

To benefit from full financial protection, ease your holiday planning, and avoid dealing with airlines, we can book scheduled flights from the UK as part of a flight inclusive package. Scheduled flights are usually more expensive than low cost alternatives, however potentially less stressful if your flight is cancelled or delayed. If you book flights through KE Adventure Travel we will offset the carbon of your flight.

The group will meet at the hotel in Marrakech.

Airport transfers are provided for all clients to the group hotel.

Hotel contact details and an emergency number will be provided with your booking confirmation.

### Meal Plan

Included in the holiday price are 3 breakfasts, 2 lunches and 2 dinners. Dinner on arrival in Marrakech is not included.

### Food & Water

It is not recommended to drink untreated water from the taps. You should take purification tablets or a filter bottle (such as a [Water-To-Go bottle](#)) to treat your water. We do not encourage the purchasing of single use plastic bottles.

All food whilst on trek is purchased locally and cooked for us by our excellent trek cooks. KE groups are always surprised at what the cook team conjure up!

Breakfasts are continental style, with tea and coffee, muesli, bread, jam, honey and soft cheese. A morning snack is also provided and this usually consists of a type of Moroccan 'trail mix' with dried figs and dates, peanuts, sugar coated peanuts and other nuts.

Lunch usually starts with the Berber speciality of mint tea, followed by a buffet of rice, pasta or couscous, with a freshly prepared salad - onion, tomatoes, green peppers, grated carrot, green-beans, with tinned sweetcorn or peas added. Hard and soft cheeses, tinned fish, olives, biscuits and bread are also on the lunchtime menu.

Dinner starts off with soup and bread. The main course is usually rice, pasta, couscous, spaghetti or chips, with a vegetable stew (or tagine) consisting of some of the following - onion, potato, carrot, green pepper, zucchini, turnip, parsnip, green beans, and peas. There will be some meat (usually chicken, lamb or beef), however meat is not prominent in the menu. All dishes come with traditional sauces which are rarely (spicy) hot. To round off dinner, there is the usual range of hot drinks.

## Special Diets

Whilst we can cater for vegetarians, albeit sometimes with a more limited choice, we cannot always provide special diets. Due to the nature of some of the trips that we operate and the countries in which we operate them, it can be very hard (and sometimes impossible) to cater for a wide range of dietary choices and you may have to supplement your diet with food/snacks from home. If you have specific dietary requirements please do speak to our sales team and they will be able to advise you whether or not we will be able to offer your specific choice. Please note that we are unable to provide separate menus and cannot accept liability for any problems arising from special dietary requirements or intolerances.

## Accommodation

During this holiday the group spends two nights at a traditional riad in Marrakech. Our centrally located riad is small and delightful in its simplicity and cosiness. We have one night in the Mouflons Refuge or the Neltner CAF Refuge. Both the refuges have simple bathrooms and mixed dormitories.

If you are travelling by yourself, you will be paired up with another single client of the same sex. Single rooms are available for a supplementary cost. There is no single room option for the one night at the refuge. If you are planning on extending your holiday additional nights at the group accommodation are available on request.

## Group Leader & Support Staff

The group will be led by a professional and qualified tour leader. The group will also have the support of a full trek crew on the walk to the Neltner Refuge including a cook, baggage animals (mules) and their handlers.

## Altitude

This holiday involves going to high altitude. During the course of your trip you will reach altitudes in excess of 3500 metres. This is not something that you should worry about; the human body is quite capable of adapting to a very wide range of altitudes, but it is important that we follow some simple rules in order to acclimatise successfully. Before coming on this holiday you should read the advice on [trekking at high altitude](#). You can also talk to one of our trekking experts if you have any concerns about altitude.

## Spending Money

Approximately £60 per person (or equivalent in US dollars or Euros) should be allowed for tips, soft drinks, snacks and miscellaneous expenses. Alcoholic drinks, souvenirs, any extra lunches and optional activities are additional so you may wish to budget for these.

You cannot usually purchase Moroccan Dirhams outside the country. You can withdraw money in local currency from ATM's on arrival at the airport in arrivals or in Marrakech. You can choose to take your money in pounds sterling, dollars or euros, and you will be able to exchange it at the airport. Credit cards are useful and it is a good idea to carry one in case of emergency.

## Guidance on Tipping

Tips are the accepted way of saying 'thank you' to your local guides and porters. They do not form part of their wages and any tips they receive are seen as a personal thank you from group members. For our part, we advise local teams that tips are not a duty or a prerequisite but are a bonus and entirely dependent on the service that was given.

This is your 'thank-you' to the crew and the final amount should be decided by the group. We estimate that approximately £30 per group member should provide an appropriate level of tips. However, for the leader, we leave the tipping amount totally at your own discretion.

## Additional Information

Please keep your passport in your day pack - occasionally there are check points when this will be needed.

## Baggage Allowance

For this holiday you should take one piece of luggage, which should be a soft duffle bag, and a daypack. Your main baggage whilst trekking will be carried by pack animals and the packed weight of it should be no more than 15kg. It is possible to leave clothes or other items not required on trek at the hotel in Marrakech. You may wish to take a foldaway bag for this purpose.

For international flights please check your baggage allowance with your airline.

## Group Size & Holiday Status

For each holiday there is a minimum number of participants required to enable it to go ahead. Once the minimum number is reached, the trip status will change from 'Available' to 'Guaranteed to run'. You can check the trip status for each departure in 'Dates and Prices' table. Other than in exceptional circumstances, we will not cancel a trip once it has achieved this guaranteed to run status and so you are free to proceed with your international flight booking and other travel arrangements.

# General Information

---

## Passport & Visas

The information that we provide is for UK passport holders. A passport with 6 months remaining validity at the end of your stay is generally required, and you should have at least 2 blank pages for each country that you visit.

**It is your responsibility to ensure that you have the correct travel documents and visas for your holiday.** Please ensure that you check for the latest advice before travel. For the most up to date information on entry requirements, please visit the [UK Government website](#).

### Visa Morocco

UK and USA passport holders do not require a visa for short stays.

## Health & Vaccinations

If you have a severe allergy please inform the KE office before you travel. We will do all we can to help, but we cannot guarantee an allergy free environment on KE trips. You will need to carry your own treatment for the allergy with you, as 'adrenaline auto-injectors' are not carried as standard by KE leaders and staff. You should inform your leader on arrival of your allergy, and let them know where you keep your adrenaline pen.

## VACCINATIONS

You should contact your doctor or travel clinic to check whether you require any specific vaccinations or other preventive measures. You should be up to date with routine courses and boosters as recommended in the UK e.g. diphtheria-tetanus-polio and measles-mumps-rubella, along with hepatitis A and typhoid. A good online resource is [Travel Health Pro](#).

## Currency

The unit of currency in Morocco is the Moroccan Dirham.

## Preparing for your Holiday

Getting some additional exercise before coming on an active holiday makes a lot of sense. The fitter you are, after all, the more enjoyable you will find the experience. You should be aerobically fit and comfortable with walking a 6-7 hour day and then consecutively 10-11 hours on summit day. Hill walking, with a good amount of ascent and descent, is the best training. Running, cycling and swimming are also good for developing cardiovascular fitness and stamina.

## Climate

During the main summer months temperatures in Marrakech can be very high, however in the mountains you can expect daytime temperatures above 2500m to be around 20 to 25°C. At night, the temperature, even at the Neltner Refuge, is unlikely to fall below freezing. The weather is usually good at the time of our departures. However it's good to remember that mountainous weather is difficult to predict. Occasional rain or even short-lived storms are not uncommon, so best to be prepared for all.

## Travel Aware

As a reputable tour operator, KE supports the British Foreign, Commonwealth and Development Office's '[Travel Aware](#)' campaign to enable British citizens to prepare for their journeys overseas. The 'Travel Aware' website provides a single, authoritative source of advice for all kinds of travellers and we recommend that prior to travel, all KE clients visit the official UK Government website at [travelaware.campaign.gov.uk](http://travelaware.campaign.gov.uk) and read the FCDO Travel Advice for their chosen destination. North Americans can also check out the U.S. Department of State website: [www.travel.state.gov](http://www.travel.state.gov) for essential travel advice and tips.

KE treat the safety and security of all clients as the most important aspect of any trip we organise. We would not run any trip that we did not consider reasonably safe. Should the FCDO advise against travel for any reason, we will contact everyone booked to travel to discuss the situation. We receive regular updates direct from the FCDO and are in constant touch with our contacts on the ground. If you have any questions about government travel advice, please call our office.

## Single Use Plastic

KE do not encourage the use of single use plastic items. We are ensuring that our agents all over the world are working together to reduce the problem and educate those around them. We are leading by example in our KE office by reducing our plastic use.

## Maps

### Toubkal & Marrakech. Orientazion. 1: 50,000

Detailed, water-resistant trekking map of Toubkal and surroundings. Topographic detail includes contours at 20m intervals, hill-shading, woodland and scrub areas, springs, creeks, rivers and dry riverbeds. Road detail includes tracks and footpaths. On the reverse is a clear plan of Marrakech at approximately 1:8,700.

## Travel Insurance

It is an essential condition of joining a holiday with KE Adventure Travel that you have a valid travel insurance policy to cover the cost of medical treatment and to protect the value of your holiday in the event of cancellation. When taking out insurance please ensure the policy you choose covers you for the activities and altitude included in your itinerary.

For appropriate insurance cover we recommend Campbell Irvine Direct. Please go to our [Travel Insurance](#) page for further information and to get a quote.

# Equipment Information

## Equipment List

The following checklist should help you with your packing. As a general rule, you should always try to keep the weight of your equipment to a minimum.

### You should bring the following items:

- Hiking boots
- Trainers or sandals for the refuge
- Socks & underwear
- Trekking trousers / shorts (please respect local culture and don't wear in villages and town)
- Lightweight waterproof over-trousers
- Thermal baselayers
- T-shirts / tops / shirts
- Fleece jacket or warm jumper
- Lightweight waterproof jacket
- Sunhat / Warm hat
- Sunglasses
- Lightweight thermal or fleece gloves
- Daypack 30 litres
- Headtorch and spare batteries
- Sun protection (including lip sun screen)
- Water bottles 1 Litre (x2) - hydration system is useful e.g. camelbak or platypus (we encourage re-filling water bottles rather than single use plastic)
- Water purification tablets
- Sleeping bag (comfort rated -5°C)\*
- Small padlock (to lock your kit bag)
- Antibacterial handwash
- Washbag and toiletries
- Toilet roll
- Small trek towel
- Basic First Aid Kit including: Antiseptic cream, throat lozenges, diarrhoea treatment (Imodium), painkillers, plasters and blister treatment, insect repellent, and re-hydration salts (Dioralite).

### The following items are optional:

- Sleeping bag liner
- Trekking poles (recommended)
- Camera
- Travel clothes (can be left in Marrakech in a foldaway bag)
- Pen-knife (note: always pack sharp objects in hold baggage)
- Repair kit - (eg. needle, thread, duct tape)
- Reusable cloth bag for shopping (to avoid plastic bags)

## Equipment hire:

\*Available for hire/rental through KE Adventure Travel

## Cotswold Outdoor



Many of the Equipment items listed above are available from [Cotswold Outdoor](#) - our '**Official Recommended Outdoor Retailer**'. When you book a holiday with KE you will receive 12.5% discount voucher from Cotswold Outdoor and other retailers. [>> Find out more](#)

## Land Only Information

We sell this holiday on a Land Only basis allowing you the flexibility to choose the travel method which best suits you. The holiday starts at the hotel in Marrakech and transfers are provided from Marrakech Airport.

# Why Choose KE

## Why KE

How about leaving home Friday for a Moroccan adventure and heading back Monday? Well it couldn't be easier with KE as we know four days is the right amount of time needed to stand on the summit of Toubkal and explore Marrakech. Alongside our expert leaders you'll reach Toubkal feeling On Top of the Moroccan World.

**Please Note** This document was downloaded on 18/05/2024 and the trip is subject to change