

Kilimanjaro Lemosho Route

Trip Code: KLR

Version: KLR Kilimanjaro Lemosho Route Trek



WALK & TREK



GUIDED GROUP



CHALLENGING



HIGHLIGHTS

- Our highest summit success route, with 8-days on the mountain to properly acclimatise
- Walk on the beautiful Shira Plateau and Karanga Valley on Kilimanjaro
- Our highly experienced and expert guides ensure best chances to summit
- Watch the African sunrise from the crater rim of Africa's highest mountain (5895m)

AT A GLANCE

- 8 days trekking
- Max altitude - 5895 metres
- Join at Kilimanjaro International Airport

ACCOMMODATIONS & MEALS

- All meals included
- 2 nights Hotel
- 7 nights Camping

[VIEW DATES, PRICES & BOOK YOUR HOLIDAY HERE](#)

Introduction

Summit success on Kilimanjaro is all about acclimatisation. With 8 days on the mountain this is the itinerary to choose if you are able to afford that extra time. Starting out in the west and with a first day of trekking through dense stands of forest, rich in wildlife, this peaceful and relatively little-treked Lemosho Route climbs to trek across the scenic moorland of the Shira Plateau and offers great views of Kibo's southern glaciers. It is one of the quietest and most varied routes on the mountain and also the longest of the regular routes. You will spend 4 nights at close to 4000 meters before moving on to complete the final 2 stages to the summit of Kilimanjaro. A pre-dawn start on the last day of our ascent enables us to reach the high point at Uhuru Peak (5895m) in time to see the summit snows illuminated by the golden light of sunrise.

As you stand on the roof of Africa and admire the views below of the clouds and African plains, you will feel an immense sense of pride. This is probably not a journey you are going to do more than once, so ensure you have the best chances of summiting and that you enjoy it. This exceptional trekking adventure holiday offers you the maximum chance to summit this fine mountain.

Further options:

[Rongai Route \(7 days trekking on Kili\)](#)

[Kilimanjaro and Mt Kenya \(6 days trekking on Kili\)](#)

[Mt Meru & Kilimanjaro \(6 days trekking on Kili\)](#)

Confused as to which route to choose? Check out our expert guide: [Which route to climb Kilimanjaro?](#)

For safari extensions we offer a 4 day option which can be done with any dates, or a longer [Serengeti Safari](#) which combines with our January Lemosho date.

Is this holiday for you?

For most, standing on the summit of the highest peak in Africa is either a life-time goal or a personal challenge. On Kilimanjaro walking days are between 4-7 hours, most being around 6-7 hours. The summit day is long with a pre-dawn start and around 12hrs of walking. All trails on the mountain are well marked and kept. Higher up there are some section of scree which we have to negotiate. They are easy to follow, however you will always be behind your expert guide to ensure that you walk slow enough to adjust to the altitude.

The Lemosho Route has been classed by many as the easiest (...remember everything is relative!) because you spend the longest time on the mountain giving yourself the time to adjust to the altitude. For some comparison: On a 6-day ascent (Marangu Route for example), 5 or 6 people out of 10 will reach the summit, most of them having really struggled to get there. On this 8-day Lemosho ascent, typically 9 out of 10 will make the summit.

A typical day starts with early morning tea in your tent at 0600. After a hot breakfast, our porters take their loads and we leave camp for our days walk. Lunch is at around 1100 and we aim to be at camp at around 1500-1600 to relax before dinner in the mess tent later. Of course certain days are longer, especially the summit day!

Don't forget - Kilimanjaro is a big mountain (Africa's biggest in fact!), you will need to be fit and mentally prepared to ensure summit success, and return home with the unique memories and the satisfaction of this massive achievement. You should aim to be at least fit enough to walk for at least two days in a row for 5-7 hours without a problem. Put on your boots and get walking and with a huge amount of determination you'll be able to do it. Get training now and you can join the exclusive group who have summited.

Itinerary

Version: KLR Kilimanjaro Lemosho Route Trek

DAY 1

Meet at the group hotel. A transfer from Kilimanjaro International Airport is provided to the group hotel.

Meet at the group hotel. Airport transfers are included from Kilimanjaro International Airport (JRO) to the group hotel. KE Land Only services begin with dinner and the opportunity to meet our fellow trekkers.

Meals: **D**



Accommodation
Hotel

DAY 2

Drive to Londorossi Gate. Meet local crew and trek onwards to Big Tree Camp (2895m).

After breakfast at our hotel, we drive to the Londorossi Gate (2360m) on the west side of Kilimanjaro, firstly on the main road and then through a mix of small farms and larger coffee estates that thrive at this altitude on the fertile soil of the mountain's lower slopes. After meeting our local trek crew, we start walking in the late morning through plantation pine forest and remnant rainforest, arriving at camp mid to late afternoon. Our first camp on Africa's greatest peak is at Miti Kubwa (Big tree) camp at 2895 metres.

Meals: **B L D**



Accommodation
Camping



Ascent
300M



Descent
15M



Time
3 - 4 hrs trekking



Distance
4KM




DAY 3

Trek across the Shira Plateau and onwards to Shira I camp (3600m).

The area between Londorossi Gate and the lower slopes of Kibo, including the Shira Plateau, was designated as Tanzania's first wilderness area. Today, we trek across an attractive moorland plateau, and up to the plateau setting up camp about an hour beyond at an altitude of around 3600m. There is the

chance of seeing some wildlife here, especially birds of prey, including the Auger Buzzard. The wall of the Western Breach on Kibo can be seen in the distance and is particularly impressive if it has a covering of snow.

Meals: **B L D**






	Accommodation Camping		Ascent 800M		Descent 100M		Time 4 - 5 hrs trekking		Distance 8KM
---	---------------------------------	---	-----------------------	---	------------------------	---	-----------------------------------	---	------------------------

DAY 4

Continue our ascent of Kilimanjaro with a second day crossing the Shira Plateau (3900m).

Continuing our trek across the slopes of Kilimanjaro we fuel up with a hearty breakfast as we enjoy the majesty of morning African vistas. Our trekking today continues across the Shira Plateau which is the remains of the Shira Caldera, Kilimanjaro's oldest volcano (which last erupted around 700,000 years ago). This whole area was then submerged by eruptions from the much younger Kibo eruptions of 100,000 to 200,000 years ago. Enjoying a well-paced day of trekking gives us plenty of opportunities to adjust to the demands of hiking at altitude and enjoy the beauty of Africa's highest peak! Along the way and to further aid our acclimatisation we will do a 200m ascent of Shira Cathedral (3872m) with splendid views down to the rainforest where the Machame route winds up. Setting up camp (3900m) early in the afternoon, provides some well-earned rest in anticipation of the summit day further ahead!

Meals: **B L D**

	Accommodation Camping		Ascent 425M		Descent 50M		Time 3 - 5 hrs trekking		Distance 10KM
---	---------------------------------	---	-----------------------	---	-----------------------	---	-----------------------------------	---	-------------------------

DAY 5

Trek onto camp at Baranco Valley (3950m) via the Lava Tower at 4600m.

Ascending a little further today, we trek onwards towards the Kibo. By now we should be feeling very comfortable on the mountain and well into our stride. We hike up to the Lava Tower as we make the most of exploring this spectacular landscape. We then walk onwards to the Umbwe Valley, also known as Baranco Valley and head onto our campsite (3950m).

Meals: **B L D**

	Accommodation Camping		Ascent 750M		Descent 650M		Time 5 - 6 hrs trekking		Distance 10KM
---	---------------------------------	---	-----------------------	---	------------------------	---	-----------------------------------	---	-------------------------

DAY 6

Cross the Baranco Wall onto southern side of Kilimanjaro. Trek onto Karanga Valley (4000m).

Today we ascend the Baranco Wall following a line in the rock barrier that takes us up onto the southern slopes of Kibo. We then follow an undulating path on the south side of Uhuru Peak to our camp in the Karanga Valley (4000m), passing beneath the Heim and Kersten glaciers. This is the last place where there is a reliable water source. We reach camp in time for a late lunch and have the afternoon free to rest and explore, with views of the Southern Icefield.

Meals: **B L D**

	Accommodation Camping		Ascent 385M		Descent 330M		Time 4 hrs trekking		Distance 5KM
---	---------------------------------	---	-----------------------	---	------------------------	---	-------------------------------	---	------------------------

DAY 7

Trek across volcanic wilderness onto camp close to the Barafu Hut (4600m).

Today we make a steady make our way across the rugged volcanic wilderness. The views become more spectacular with the high gain above the clouds. We overnight at Barafu Camp (4600m), with Kibo rising above us to the north and good views of Mawenzi Peak, the easternmost summit of Kilimanjaro. This will be our base for the final climb to the summit.

Meals: **B L D**

	Accommodation Camping		Ascent 625M		Descent 25M		Time 4 hrs trekking		Distance 4KM
---	---------------------------------	---	-----------------------	---	-----------------------	---	-------------------------------	---	------------------------

DAY 8

Kilimanjaro summit day (5895m). Descend to Mweka Camp (2950m).

A very early start enables us to take advantage of the best surface conditions (frozen scree and possible snow) for our trek up to the summit of Kilimanjaro. The angle of climb is steeper today as we reach the Crater Rim at the place known as Stella Point. From here, there are good views of the ice cliffs within the crater. There are also amazing views of Mawenzi summit and 'the saddle'. If the conditions are particularly clear, we may also be able to see distant Mount Kenya. Following the crater rim for about an hour on easier terrain we ascend to the highest point in Africa - Uhuru Peak (5895m). After admiring the summit views and taking the obligatory summit photos we pat ourselves on the back for this awesome achievement. We then set off on the long, long descent to Mweka Camp at 2950m. A challenging but rewarding trekking day!

Meals: **B L D**





	Accommodation Camping		Ascent 1245M		Descent 2775M		Time 12 - 13 hrs trekking		Distance 18KM
---	---------------------------------	---	------------------------	---	-------------------------	---	-------------------------------------	---	-------------------------

DAY 9

Trek to Mweka Gate. Transfer to the group hotel for a shower, and our celebratory drinks and dinner.

We trek down for 5 hours through beautiful rainforest to the road head - the final leg of our Kilimanjaro ascent journey. We say fond farewell to our trusty guide, staff and the porters who have helped us during the past week and pick up our certificates of ascent. We transfer to our hotel, a delight after camping on the mountains slopes. Here we have a shower and a beer (not necessarily in that order) and reflect on the climb and our achievements. A celebratory dinner and a well deserved sleep in the hotel bed!

Meals: **B L D**

	Accommodation Hotel		Descent 1440M		Time 5 hrs trekking		Distance 9KM
---	-------------------------------	---	-------------------------	---	-------------------------------	--	------------------------

DAY 10

Departure day. Included airport transfer to Kilimanjaro International Airport from the group hotel.

KE Land Only services end after breakfast. Depending on flight times we have some relaxation time today. We need to vacate our rooms at 1100, but can use the hotel facilities until our transfer to the airport. Airport transfers from the group hotel are provided.

Meals: **B**

Extensions

When booking your holiday, you will be able to 'add an extension option'. Once we have received your booking we will contact you to discuss additional services required for the extension and to take any additional deposit.



Zanzibar - 4 day extension

The lure of Zanzibar -The Spice Island, is legendary, with its exotic towns, palm-fringed beaches and pristine coral reefs it is the perfect place to relax after either climbing Kilimanjaro and being on safari. We are based at the Mwezi Boutique Resort, which has 17 bungalows nestled amongst lush tropical vegetation, and overlooking the pristine, white sand Jambiani beach. Surrounding the pool area there are coconut palms and thatched seating areas. The buildings are authentic Zanzibar and is furnished in a simple Africa style. Zanzibar is bliss and the perfect place to stop and relax for a few days after your time in Tanzania.

4 days from
US\$940 per person



Arusha National Park

Arusha National Park, close to Arusha, is the perfect place to spend a day either before or after your Kilimanjaro climb. The montane forest is inhabited by inquisitive blue monkeys, birds and the acrobatic colobus monkey. At the spectacular Ngurdoto Crater we can see herds of buffalo and warthog. And the green and blue Momela Lakes, can be tinged pink with thousands of flamingos. Giraffes can be seen gliding across the grassy hills in between grazing zebra herds.

1 day from
US\$440 per person



Tanzania Safari 4 day extension

The world's finest game viewing can be found in the Tanzania National Parks of Tarangire, Manyara and in the crater of Ngorongoro. There is an excellent chance of spotting the 'big five' of elephant, rhino, leopard, buffalo and lion, as well as wildebeest, cheetahs, giraffe, zebra and hyena. From our comfortable permanent tented lodge accommodation, we go out on safari with expert guides and trackers, in 4WD vehicles which are specially adapted for game viewing.

4 days from
US\$2,155 per person

Holiday Information

What's Included

- A professional and qualified tour leader
- Airport transfers to the group hotel on arrival and departure
- All accommodation as described
- All meals
- All land transport required by the itinerary
- National Park entrance fees (value of \$1140)

What's not Included

- Travel insurance
- Visas
- Tips for guide / porters and other staff
- Miscellaneous personal expenditure - drinks and souvenirs etc

Joining Arrangements & Transfers

Return airport transfers from/to Kilimanjaro International Airport to/from the group hotel are provided for all passengers.

If you have additional nights which are not booked at the group hotel then we can provide private airport transfers at an additional cost.

Hotel contact details and an emergency number will be provided with your booking confirmation.

Meal Plan

All meals are included in the holiday price from dinner on Day 1 until breakfast on Day 10.

Food & Water

It is not recommended to drink untreated water from the taps. If you are on a trekking or cycling holiday, water is supplied to fill up your individual bottles. This will be boiled, filtered or provided in large jerry cans or 5 litre bottles. Additionally you should take purification tablets or a filter bottle (such as a [Water-To-Go bottle](#)) to treat your water when in towns or where water is not supplied. We do not encourage the purchasing of single use plastic bottles.

Being hydrated and well fed is important element to summiting success. Our head chef and cook team works hard to ensure that the menu is carefully planned as you ascend, especially as it's not unusual for people to lose their appetites at altitude. It is pretty amazing what this team of experts are able to produce on the side of the mountain.

At breakfast we have a hot drink (tea, coffee or hot chocolate) with porridge, or eggs, sausages and toast with jam, marmalade or honey. Lunch is usually three courses; starting with soup, followed by a hot meal such as cheese toast or chicken and ending with some fresh fruit or sometimes a muffin. Afternoon tea is served at camp shortly after we arrive, usually around 1500-1600, which is a hot drink with a snack such as peanuts, popcorn, or malt biscuits. Dinner is usually three-courses. Starting with soup, then a carbohydrate such as rice, pasta or potatoes, with beef, chicken, sausage or corned beef and cheese. The end of the meal there will be some fruit or something sweet. Vegetarians will have beans or a vegetable mix with different sauces. Please inform us of any special dietary requirements. You should bring your own trail snacks for the walking days.

Special Diets

Whilst we can cater for vegetarians, albeit sometimes with a more limited choice, we cannot always provide special diets. Due to the nature of some of the trips that we operate and the countries in which we operate them, it can be very hard (and sometimes impossible) to cater for a wide range of dietary choices and you may have to supplement your diet with food/snacks from home. If you have specific dietary requirements please do speak to our sales team and they will be able to advise you whether or not we will be able to offer your specific choice. Please note that we are unable to provide separate menus and cannot accept liability for any problems arising from special dietary requirements or intolerances.

Accommodation

At the start of the holiday you have one night at a comfortable hotel with swimming pool a 15 minute drive from Kilimanjaro Airport. We have another night here at the end of the trek.

Whilst on the mountain there are 7 nights camping. We use high quality, spacious 3 person tents. These are Simond Makalu or Mountain Hardware Trango 3 tents and are expedition quality. Only 2 people and their bags stay in each tent. They are surprisingly warm at night. You will need to bring your own sleeping bag, although you can hire them through KE if you prefer. Camping mattresses are provided by KE. We also have a dining tent with a table and chairs for meal times. The team put up the tents and take them down in the mornings for you - so you don't have to worry about that. You will be looked after very well.

We take along our own portable toilets and a little tent for privacy. These are kept nice and clean, and loo roll is provided. There are long drop toilets at each campsite which are maintained by the National Park Authority - but we find its just best to avoid these!

If you are travelling by yourself, you will be paired up with another single client of the same sex. Single hotel rooms and single tents are available for a supplementary cost. If you are planning on extending your holiday additional nights at the group hotel are available on request.

Group Leader & Support Staff

Our groups are led by a professional and qualified tour leader. They have led groups for many years and have considerable experience on the mountain. Summit success is often attributed to the quality and experience of the guides. We are also supported by a full trek crew including cooks and porters.

Altitude

This holiday involves going to very high altitude. During the course of your trip you will be spending at least one night above 4000 metres and/or trekking to 5000 metres or above. This is not something that you should worry about; the human body is quite capable of adapting to a very wide range of altitudes, but it is important that we follow some simple rules in order to acclimatise successfully. Before coming on this holiday you should read the advice on [trekking at high altitude](#). Unless you have previous experience of trekking above 4000 metres you should consult one of our trekking experts before embarking on this holiday. On this trip we carry a portable altitude chamber (PAC-bag) and/or bottled oxygen for use in emergencies.

Park Fees & Permits

The entrance fees and camping fees for the Kilimanjaro National Park form a considerable part of the cost of climbing this peak and are also prone to increase. We include these fees in your holiday price.

Spending Money

Approximately £250 per person (or equivalent in US dollars or Euros) should be allowed for tips, soft drinks, snacks and miscellaneous expenses. If your flight departs in the late afternoon or evening, you may wish to budget for a lunchtime snack on the last day. Alcoholic drinks, souvenirs and optional activities are additional so you may wish to budget for these.

You can choose to take your money in pounds sterling, US dollars or euros, but US dollars in small notes can also be used in emergencies where change facilities are not available. Tips to trek staff can be paid either in Tanzanian shillings or in US dollars, or a mix of both (USD are preferable). There will be the opportunity to change money into local currency on arrival at the airport on arrival, and we advise you to use the facilities here. Credit cards are useful and it is a good idea to carry one in case of emergency, however be aware that not all lodges/hotels accept cards.

Guidance on Tipping

Tips are the accepted way of saying thank you to your guides and porters. Tips they receive are seen as a personal thank you from group members and are entirely dependent on the service that was given.

Tipping should be decided and given by the group as a whole rather than from individuals. As a rough guide we suggest that a total contribution of approximately \$165-230 from each group member. This will then be divided between the guides and support staff.

Baggage Allowance

For this holiday you should take one piece of luggage, which should be a soft and sturdy duffel bag and a daypack. Your bag on trek will be carried by porters and should not weigh more than 14kg. This weight allowance is strictly enforced. It is possible to leave clothes or other items not required on trek at the group hotel. For international flights please check your baggage allowance with your airline.

Please be aware that plastic/polythene bags are illegal in Tanzania. The law says that they are not allowed to be manufactured, imported, used or sold in Tanzania (since Jun 2019).

Group Size & Holiday Status

For each holiday there is a minimum number of participants required to enable it to go ahead. Once the minimum number is reached, the trip status will change from 'Available' to 'Guaranteed to run'. You can check the trip status for each departure in 'Dates and Prices' table. Other than in exceptional circumstances, we will not cancel a trip once it has achieved this guaranteed to run status and so you are free to proceed with your international flight booking and other travel arrangements.

General Information

Passport & Visas

The information that we provide is for UK passport holders. A passport with 6 months remaining validity at the end of your stay is generally required, and you should have at least 2 blank pages for each country that you visit.

It is your responsibility to ensure that you have the correct travel documents and visas for your holiday. Please ensure that you check for the latest advice before travel. For the most up to date information on entry requirements, please visit the [UK Government website](https://www.gov.uk).

Visa Tanzania

UK passport holders do require a visa. The visa fee is \$50 (single entry) and is obtainable on arrival or prior to departure online at <https://eservices.immigration.go.tz/visa/>. The online application requires a scanned passport photo, a scanned copy of your passport bio page and evidence of your return flight details.

If you are arriving into Kilimanjaro Airport, Dar es Salaam or into Tanzania via the Namanga border crossing, we advise you to get a visa prior to arrival as there can be long queues for visas services at customs.

For visas on arrival you require 2 passport photos for the visa, however we recommend you travel with 4 passport photos just in case. Payment must be in cash when getting your visa on arrival.

USA passport holders do require a visa. The visa fee is \$100. It is advised to obtain this prior to departure, full and up to date information can be found online <https://travel.state.gov/content/travel/en/international-travel/International-Travel-Country-Information-Pages/Tanzania.html>

We (KE) require copy of the information page of your passport in order to make the arrangements in Tanzania. A colour scan must be emailed or posted to us at the earliest opportunity.

TRAVELLING WITH UNDER 18YRS

If the children (under 18yrs) with whom you are travelling have a different surname to yours, you should consider taking with you the child's full birth certificate. It is not a requirement, but some border personnel in Tanzania as well as the UK, may request to see it when travelling to/from Africa.

If you are travelling via Kenya to your destination you may also require a visa for Kenya. If you have connecting flights and your baggage has been checked all the way through to your destination you will not need a Kenyan visa.

Health & Vaccinations

If you have a severe allergy please inform the KE office before you travel. We will do all we can to help, but we cannot guarantee an allergy free environment on KE trips. You will need to carry your own treatment for the allergy with you, as 'adrenaline auto-injectors' are not carried as standard by KE leaders and staff. You should inform your leader on arrival of your allergy, and let them know where you keep your adrenaline pen.

Dengue fever is a known risk in places visited. It is a tropical viral disease spread by daytime biting mosquitoes. There is currently no vaccine or prophylaxis available and therefore the best form of prevention is to avoid being bitten. We recommend you [take precautions to avoid mosquito bites](#).

VACCINATIONS

You should contact your doctor or travel clinic to check whether you specific require any vaccinations or other preventive measures. You should be up to date with routine courses and boosters as recommended in the UK e.g. diphtheria-tetanus-polio and measles-mumps-rubella), along with hepatitis A and typhoid. Malarial prophylaxis are required. A certificate of yellow fever vaccination is required if travelling from countries with risk of yellow fever transmission and for travellers having transited for more than 12 hrs through an airport of a country with risk of yellow fever transmission. On holidays to more remote areas you should also have a dentist check up. A good online resource is [Travel Health Pro](#).

Currency

The unit of currency in Tanzania is the Tanzanian Shilling.

Preparing for your Holiday

The fitter you are the more you will enjoy your holiday and you are more likely to summit if you are not totally exhausted at the end of each day. Training should not be a chore, use your Kilimanjaro trip as a good incentive to get out in the evenings after work or a walking weekend in the hills. Aerobic activities such as running, biking and swimming help overall fitness. You should aim to be at least fit enough to walk for at least two days in a row for 5-7 hours without a problem. Put on your boots and get walking and you'll be able to do it. The summit day is a tough day with an 8-10 hrs ascent and a 6-8 hrs descent - and alongside the fitness you need plenty of determination for this day!

There is little you can do to prepare for the altitude but if you have an excellent level of fitness this can help.

We would recommend wearing and testing out the equipment and clothing that you will be taking with you before you go. Best to find out before you go that your new boots give you a little blister, or the trousers are just a little on the tight side, or the jacket just has too many pockets. At least you can do something about it before the trip.

Climate

The driest months are June to October when there is the least likelihood of rain or clouds higher up. This is also peak season to climb Kilimanjaro, especially as many people are on summer holidays. January to end March is also a drier period compared to the long rainy season in April/May and a second, shorter rainy period in November/early December. January to March is usually a bit colder, which can put some people off, but means that there are less people on the mountain. Rain is usually lower down during this period. Temperatures vary greatly with altitude. At the foot of Kilimanjaro it's usually approximately 25-28°C, dropping to 15°C at night. At 3000m, daytime temperatures can be around 15°C. Above 4000m, the night-time temperatures will fall below freezing and it is usually no more than 10°C in the day.

Travel Aware

As a reputable tour operator, KE supports the British Foreign, Commonwealth and Development Office's '[Travel Aware](https://www.travelaware.gov.uk)' campaign to enable British citizens to prepare for their journeys overseas. The 'Travel Aware' website provides a single, authoritative source of advice for all kinds of travellers and we recommend that prior to travel, all KE clients visit the official UK Government website at travelaware.campaign.gov.uk and read the FCDO Travel Advice for their chosen destination. North Americans can also check out the U.S. Department of State website: www.travel.state.gov for essential travel advice and tips.

KE treat the safety and security of all clients as the most important aspect of any trip we organise. We would not run any trip that we did not consider reasonably safe. Should the FCDO advise against travel for any reason, we will contact everyone booked to travel to discuss the situation. We receive regular updates direct from the FCDO and are in constant touch with our contacts on the ground. If you have any questions about government travel advice, please call our office.

Single Use Plastic

KE do not encourage the use of single use plastic items. We are ensuring that our agents all over the world are working together to reduce the problem and educate those around them. We are leading by example in our KE office by reducing our plastic use.

Maps

Africa - The Highest Peaks. Kilimanjaro 1:150 000 & 1:50 000 - TERRAQUEST

A great laminated map of Africa's highest peaks: Kilimanjaro, Mount Kenya and the Rwenzori. The main Kilimanjaro map covers the whole mountain at 1:150 000 including Moshi and Arusha, with all trekking routes and campsites marked. And the smaller inset of the summit is at 1:50 000. The map is contoured and coloured and clear.

Travel Insurance

It is an essential condition of joining a holiday with KE Adventure Travel that you have a valid travel insurance policy to cover the cost of medical treatment and to protect the value of your holiday in the event of cancellation. When taking out insurance please ensure the policy you choose covers you for the activities and altitude included in your itinerary.

For appropriate insurance cover we recommend Campbell Irvine Direct. Please go to our [Travel Insurance](#) page for further information and to get a quote.

Equipment Information

Equipment List

Please try to keep the weight of your baggage to a minimum. See the 'baggage allowance' section for further details.

You should bring the following items:

- Sleeping bag (comfort rated -15°C)*
- Hiking boots (waterproof)
- Trainers / sandals for camp
- Trekking poles
- Walking / trekking socks
- Underwear
- Trekking trousers
- Waterproof jacket and overtrousers
- Warm fleece
- Fleece jacket
- Warm / down jacket (to go over the fleece jacket)
- Thermal baselayer – leggings & top
- T-shirts, tops and/or casual shirts
- Thermal gloves
- Warm and waterproof gloves or mittens
- Warm hat
- Sunhat
- Sunglasses
- Sun protection (including for lips)
- Water bottles for 3 Litre capacity (we encourage re-filling water bottles rather than single use plastic)
- Water purification tablets
- Headtorch and spare batteries
- Washbag and toiletries
- Trek towel
- Daypack 30 litres
- Selection of dry bags (to keep trek bag contents dry)
- Antibacterial handwash
- Basic First Aid Kit including: painkillers, antiseptic cream/spray, throat lozenges, plasters and blister

treatment, Diamox (for the altitude), insect repellent, and re-hydration salts (Dioralite) and diarrhoea treatment (Imodium)

The following items are optional:

- Sleeping bag liner (essential if hiring a sleeping bag)
- Gaiters
- Shorts
- Buff (it can get dusty)
- Spare laces
- Travel clothes
- Camera
- Pen-knife (remember to put all sharp objects in hold baggage)
- Reusable cloth bag for shopping (to avoid plastic bags)

Notes:

Equipment hire: Items marked * can be hired through KE Adventure Travel. Please make all requests at least 6 weeks prior to your departure date. The items are issued in Tanzania. Hire sleeping bags are not suitable for people over 6 feet in height.

Sleeping mattress: A thick foam sleeping mattress (3" thick) is provided.

Hold baggage: We recommend that you do not pack your hiking boots and other essential items in hold baggage due to the possibility of baggage being delayed.

PHD Gear Advisor: PHD specialise in cold weather equipment, from the world's lightest right up to the very warmest. So to help you choose what you need to keep you warm, PHD have listed the gear that is appropriate for this [Kilimanjaro trek](#).

Please be aware that plastic/polythene bags are illegal in Tanzania. The law says that they are not allowed to be manufactured, imported, used or sold in Tanzania (since Jun 2019).

Cotswold Outdoor



Many of the Equipment items listed above are available from [Cotswold Outdoor](#) - our '**Official Recommended Outdoor Retailer**'. When you book a holiday with KE you will receive 12.5% discount voucher from Cotswold Outdoor and other retailers.
[-> Find out more](#)

Land Only Information

The LAND ONLY dates and prices are for the itinerary joining in Arusha, Tanzania. For clients making their own flight arrangements, Kilimanjaro Airport is the most convenient for transfers to the group hotel. Please refer to the 'Joining Arrangements and Transfers' for further details.

Flights SHOULD NOT be booked until you have received your booking confirmation and the departure is showing 'Guaranteed to Run' or 'Limited'.

Flight Inclusive Information

The FLIGHT INCLUSIVE dates and prices are based on UK flights from London Heathrow,, to Kilimanjaro International Outbound flights depart the UK in the afternoon, arriving the morning (day 1 of the land only itinerary). Return flights will depart Kilimanjaro International airport in the evening of the last day of the itinerary, arriving in the UK on morning of the following day.

Please be aware that there are often only a limited number of seats available at the advertised price. To avoid paying flight supplements, we recommend that you book as early as possible, especially during peak times. If we are unable to secure seats at the price shown, or you have requested regional departures, we will contact you with an alternative quote. Please note that you may be asked to pay for your flights in advance of your final holiday balance. Note that if you book a package including flights with KE you will benefit from full financial protection.

Why Choose KE

Why KE

10 Reasons you should climb Kilimanjaro with KE Adventure Travel rather than another operator...1) We don't mess with essential acclimatisation. 2) Vastly experienced guides and a summit crew on a 1:2 guide to client ratio. 3) Emergency PAC/Gamow bags and oxygen cylinder on all trips. 4) All meals and Kilimanjaro Park Fees are included. 5) We've been taking people to Kili's summit for over 20 years. 6) Speak to someone who's done it. 7) Pre-trip acclimatization ascents of Mt Kenya (4985m) or Mt Meru (4562m) available. 8) Our porters and team of guides are fun (they sing a lot!), kind and extremely motivated. 9) No worries about the Porter Welfare. 10) Ultimately - KE have a 95% Kilimanjaro summit success rate.

Please Note This document was downloaded on 18/05/2024 and the trip is subject to change